



Spearheaded

to become the market leader



Annual Report
2022-23



Directors	Dr. Raj Kamal Aggarwal	Chairperson and Independent Director
	Shri Girish Sharma	Independent Director
	Shri Abhiram Tayal	Independent Director
	Shri Ravinder Nath Leekha	Independent Director
	Dr. Vinita Jha	Independent Director
	Shri Naresh Kumar Aggarwal	Non-Executive Director
	Shri Ranjit Malik	Non-Executive Director
CEO & CFO	Shri Neeraj Kanagat	
Company Secretary	Shri Pravesh Srivastava	
Statutory Auditors	M/s Lodha & Co. Chartered Accountants	
Registered Office	A-1, UPSIDC Industrial Area Nandgaon Road, Kosi Kalan District Mathura, 281403 (U.P.), India	
Corporate Office	Jindal Centre 12, Bhikaiji Cama Place New Delhi - 110066, India	



CONTENTS

BOARD'S REPORT	02
MANAGEMENT DISCUSSION & ANALYSIS	39
REPORT ON CORPORATE GOVERNANCE	43
AUDITORS' REPORT	62
FINANCIALS OF THE COMPANY	73
CONSOLIDATED FINANCIALS	132
NOTICE	185



BOARD'S REPORT

To
The Members,
Your Directors are pleased to present the 12th Annual Report along with Audited Financial Statements of the Company for the year ended 31st March, 2023.

1. FINANCIAL RESULTS

(₹ in Lakhs)

Particulars	Year ended March 31, 2023	Year ended March 31, 2022
Revenue from Operations	4.77	1.89
Profit before finance cost, depreciation, exceptional items and tax	(339.89)	(203.93)
Less:		
Finance costs	35.67	47.45
Depreciation and amortization expense	0.50	0.34
Exceptional items	-	-
Profit/Loss before tax	(376.06)	(251.72)
Tax expense	(93.62)	(72.78)
Profit/Loss after tax	(282.44)	(178.94)
Other Comprehensive Income	(18,804.97)	97799.41
Items that will not be reclassified to profit and loss		-
Total Comprehensive Income for the year	(19,087.41)	97620.47

2. REVIEW OF OPERATIONS

During the year, Company achieved Revenue from Operations of ₹ 4.77 lakhs against ₹ 1.89 lakhs in previous year. Due to the various external factors, your company was unable to earn profits and incurred net loss of ₹ 282.44 lakhs during the year against net loss of ₹ 178.94 lakhs in previous year. It is hopeful that Company would achieve greater heights in coming years.

3. DIVIDEND

During the year under review, no dividend has been recommended by your Directors.

4. DIVIDEND DISTRIBUTION POLICY

Your Company had adopted Dividend Distribution Policy, in compliance with the Securities and Exchange Board of India (Listing Obligations and Disclosure Requirement) Regulations, 2015 (SEBI Listing Regulations). The Policy is available on the Company's website: <https://hexatradex.com/wp-content/uploads/2021/07/Dividend-Distribution-Policy.pdf>. In terms of the Policy, Equity Shareholders of the Company may expect Dividend if the Company has surplus funds and after taking into consideration relevant internal and external factors enumerated in the policy for declaration of dividend.

5. TRANSFER TO RESERVES

During the year no amount has been transferred in the reserves of the Company.



BOARD'S REPORT

6. SHARE CAPITAL

During the year 2022-2023, there is no change in the paid-up equity share capital of the Company. The equity shares of the Company are listed on BSE Limited ("BSE") and National Stock Exchange of India Limited ("NSE").

7. DELISTING OF EQUITY SHARES

The Company had received an Initial Public Announcement dated March 12, 2022 from Siddeshwari Tradex Private Limited, Innox Global Multiventures Private Limited, Opelina Sustainable Services Limited and JSL Limited (**collectively the "Acquirers"**), along with other Promoters and Promoter Group persons / entities, of the Company, in accordance with Regulation 8 of the Securities and Exchange Board of India (Delisting of Equity Shares), 2021 (herein after called **"SEBI Delisting Regulations"**), inter alia expressing the intention to voluntarily delist the equity shares of the Company (**"Initial Public Announcement"**) to initiate the process and to express their intention to:

- (a) acquire all Equity Shares that are held by public shareholders (as defined under the SEBI Delisting Regulations); and
- (b) consequently, voluntarily delist the Equity Shares from the stock exchanges where the Equity Shares are presently listed i.e., BSE Limited ("BSE") and National Stock Exchange of India Limited ("NSE"), by making a delisting offer in accordance with the SEBI Delisting Regulations ("Delisting Proposal").

Presently, Acquirers have acquired 29.01% Equity Shares tendered by the Public in the Delisting Offer made by the company. Consequently, the Promoter and Promoter Group holding has increased to 50895475 Equity Shares (92.13%) of the total Equity Shares. Thereafter, the Company has made an application with BSE and NSE for obtaining final delisting approval, which is pending with both Stock Exchanges since more than a year.

8. DIRECTORS AND KEY MANAGERIAL PERSONNEL

Your Board of Directors are duly constituted with proper balance of Non-Executive Directors and Independent Directors with rich experience and expertise across a range of fields such as corporate finance, strategic management, accounts, legal, marketing, human resource, general management and strategy. Except the independent directors, all other directors are liable to retire by rotation as per the provisions of the Companies Act, 2013.

At the ensuing Annual General Meeting, Mr. Ranjit Malik, Non-Executive Non-Independent Director, (DIN: 00059379) of the Company, retire by rotation and, being eligible, offer himself for re-appointment.

In terms of the Rule 6 of the Companies (Appointment and Qualification of Directors) Rules, 2014, all Independent Directors of the Company have enrolled themselves on the Independent Directors Databank.

As per section 134(3)(q) of the Companies Act, 2013 read with rule 8(5) of the Companies (Accounts) Rules 2014, details of Directors or Key Managerial Personnel who were appointed or have resigned during the year are given below:

- Ms. Veni Verma and Mr. Rajeev Goyal had resigned as an Non-executive Non-Independent Directors w.e.f 10th August 2022.
- Mr. Ranjit Malik and Mr. Naresh Kumar Agarwal were appointed as an Additional Non-executive Non-Independent Directors w.e.f 10th August 2022 and subsequently reappointed as Non-executive Non-Independent Directors in the AGM held on 29th September, 2022.



BOARD'S REPORT

POLICY ON DIRECTORS' APPOINTMENT AND REMUNERATION

The Nomination and Remuneration Committee selects the candidate to be appointed as the director on the basis of the needs and enhancing the competencies of the Board of the Company. The current policy is to have a balance of Executive, Non-executive and Independent Directors to maintain the independence of the Board, and to separate its functions of governance and management. The composition of Board of Directors during the year ended 31st March, 2023 is in conformity with Regulation 17 of the SEBI Listing Regulations, 2015 read with Section 149 of the Companies Act, 2013. The policy of the Company on directors' appointment, including criteria for determining qualifications, positive attributes, independence of a director and other matters, as required under sub-section (3) of Section 178 of the Companies Act, 2013 and the remuneration paid to the directors are governed by the Remuneration Policy of the Company. The Policy may be accessed at the link <https://hexatradex.com/wp-content/uploads/2015/08/POLICY-REMUNERATION-POLICY-OF-Hexa.pdf>

9. MANAGEMENT DISCUSSION AND ANALYSIS REPORT

Management Discussion and Analysis, as stipulated under Regulation 34 of SEBI Listing Regulations, 2015 forming part of this report, has been given under separate section in the Annual Report.

10. CONSOLIDATED FINANCIAL STATEMENT

Annual audited consolidated financial statements forming part of the annual report have been prepared in accordance with Companies Act, 2013, Indian Accounting Standards (Ind AS) 110 - 'Consolidated Financial Statements' and Indian Accounting Standards (Ind AS) 28 - Investments in Associates and Joint Ventures, notified under Section 133 of Companies Act, 2013 read with Companies (Indian Accounting Standards) Rules, 2015 and as amended from time to time.

11. SUBSIDIARIES, JOINT VENTURES AND ASSOCIATE COMPANIES

As on 31st March 2023, the Company has one material subsidiary namely Hexa Securities and Finance Company Limited (HSFCL). HSFCL is Non-Banking Financial Company registered with Reserve Bank of India. A report on the performance and financial position of HSFCL as per the Companies Act, 2013 is provided as Form AOC-1 to the consolidated financial statement and hence not repeated here for the sake of brevity.

As per the provisions of Section 136 of the Companies Act, 2013, the audited financial statements, including the consolidated financial statements and other related information of the Company and audited financial statements of its subsidiary, are available on our website www.hexatradex.com. These documents will also be available for inspection during business hours at our registered office till date of annual general meeting.

No other company has become/ceased to be the subsidiary, associate and joint venture during the financial year 2022-23.

The policy for determining material subsidiaries as approved may be accessed on the Company's website at the link: <https://hexatradex.com/wp-content/uploads/2020/11/Policy-for-Determining-Material-Subsidiaries.pdf>

12. DIRECTORS' RESPONSIBILITY STATEMENT

Pursuant to the requirement under section 134 of the Companies Act, 2013 with respect to Directors' Responsibility Statement, it is hereby confirmed by the Board of Directors:

- a. that in the preparation of the annual accounts for the financial year ended 31st March, 2023, the applicable accounting standards had been followed along with proper explanation relating to material departures;



BOARD'S REPORT

- b. that they had selected such accounting policies and applied them consistently and made judgments and estimates that were reasonable and prudent so as to give a true and fair view of the state of affairs of the Company at the end of the financial year and of the profit of the Company for the year ended on that period.
- c. that they had taken proper and sufficient care for the maintenance of adequate accounting records in accordance with the provisions of the Companies Act, 2013 for safeguarding the assets of the Company and for preventing and detecting fraud and other irregularities;
- d. that they had prepared the accounts for the financial year ended 31st March, 2023 on a 'going concern' basis.
- e. that they had laid down internal financial controls to be followed by the Company and that such internal financial controls are adequate and are operating effectively; and
- f. that they had devised proper systems to ensure compliance with the provisions of all applicable laws and that such systems are adequate and operating effectively.

13. DECLARATION BY INDEPENDENT DIRECTORS

The Company has received declaration of Independence from all Independent Directors as stipulated under Section 149(7) of the Companies Act, 2013 and Regulation 17 of the SEBI Listing Regulations, confirming that they meet the criteria of Independence.

14. BOARD EVALUATION

The Company has devised a Policy for performance evaluation of Independent Directors, Board, Committees and other Directors which includes criteria for performance evaluation of non-executive directors and executive directors under section 178(1) of the Companies Act, 2013. This may be accessed at the link: <http://hexatradex.com/wp-content/uploads/2015/08/PerformanceEvaluation.pdf>. On the basis of the Policy for performance evaluation of Independent Directors, Board, Committees and other Directors, a process of evaluation was followed by the Board for its own performance and that of its Committees and individual Directors. The details of same have been given in the report on corporate governance annexed hereto.

The details of programme for familiarization of Independent Directors, their roles, rights, responsibilities in the Company, nature of the industry in which the Company operates, business model of the Company and related matters have been uploaded on the website of the Company at the link <https://hexatradex.com/wp-content/uploads/2015/08/Familiarization-Programme-of-Independent-Directors.pdf>

15. CORPORATE GOVERNANCE

The Company is committed to maintain the highest standards of corporate governance and adhere to the corporate governance requirement set out by SEBI. The report on Corporate Governance as stipulated under the SEBI Listing Regulations, 2015, forms an integral part of this Report. The requisite certificate from the Auditors of the Company confirming compliance with the conditions of corporate governance is attached to the report on Corporate Governance.

16. CONTRACTS AND ARRANGEMENT WITH RELATED PARTIES

The regulation 23(4) states that all related party transactions (RPTs) with an aggregate value exceeding ₹ 1,000 crores or 10% of annual consolidated turnover of the Company, whichever is lower, shall be treated as Material Related Party Transaction (MRPTs) and shall require prior approval of shareholders.



BOARD'S REPORT

The said limits are applicable, even if the transactions are in the ordinary course of business of the concerned company and at an arm's length basis.

All the related party transactions are in compliance with the provisions of SEBI Listing Regulations as applicable during the financial year ended 31st March, 2023. However, due to business exigencies a material transaction between Siddeshwari Tradex Private Limited (related party) of the Company and Hexa Securities and Finance Company Limited ('Material Subsidiary') of the Company took place during the financial year 2022-23 for which members approval in the AGM held on 2022 was not taken resulting into violation of Regulation 23 (2), (3) and (4) of the SEBI Listing Regulations. The detailed information can be referred to in the Directors' Report in respect of remark of Secretarial Auditors in this regard.

The Policy on materiality of related party transactions and dealing with related party transactions as approved by the Board may be accessed on the Company's website at the link: <https://hexatradex.com/wp-content/uploads/2020/11/Policy-on-Related-Party-Transaction.pdf>

Please refer to Note No 30 to the standalone financial statements, which sets out related party disclosures.

17. RISK MANAGEMENT

The Board of Directors has formed Risk Management Committee which has been entrusted with the responsibility to assist (a) overseeing and approving the Company's enterprise wide risk management framework; and (b) identifying and assessing that all the risks that the organization faces such as strategic, financial, credit, market, liquidity, security, property, IT, legal, regulatory, reputational and other risks and to ensure that there is an adequate risk management infrastructure in place capable of addressing those risks. The Risk Management Policy was reviewed and approved by the Board.

The Company manages, monitors and reports on the principal risks and uncertainties that can impact its ability to achieve its strategic objectives. The Company's management systems, organizational structures, processes, standards, code of conduct and behaviours together form the Management System that governs how the Company conducts the business and manages associated risks.

18. INTERNAL FINANCIAL CONTROLS

The Company has put in place strong internal control systems in line with globally accepted practices. The processes adopted by the Company are best in class and commensurate with the size and nature of operations.

The Company has adopted risk based framework which is intended for proper mitigation of risks. The major risks identified by the businesses and functions are systematically addressed through mitigating actions on a continuous basis. The Company has employed experienced professional to carry out the internal audits to review the adequacy and compliance to the laid down procedures to manage key risks.

The Audit Committee of the Board regularly reviews the adequacy & effectiveness of internal audit environment and implementation of internal audit recommendations including those relating to strengthening of Company's risk management policies & systems. Your Company's philosophy is of zero tolerance towards all applicable legal non-compliances.

19. COST RECORD AND COST AUDIT

The Cost records as specified by the Central Government under sub-section (1) of section 148 of the Companies Act, 2013, are not applicable on the company.



BOARD'S REPORT

20. CORPORATE SOCIAL RESPONSIBILITY (CSR)

The Corporate Social Responsibility Committee (CSR Committee) formulated and recommended to the Board, a Corporate Social Responsibility Policy (CSR Policy) indicating the activities to be undertaken by the Company, which has been approved by the Board. The CSR Policy may be accessed on the Company's website at the link: http://hexatradex.com/wp_content/uploads/2016/08/CSR-Policy-Tradex.pdf.

The key philosophy of all CSR initiatives of the Company is driven by core value of inclusion. During the year there was no obligation to spend on CSR activities by the Company. A report on CSR activities is annexed herewith as **Annexure 1**.

21. SECRETARIAL STANDARDS

The Directors state that applicable Secretarial Standards, i.e. SS-1 (Meetings of the Board of Directors), SS-2 (General Meetings) and SS-4 (Report of the Board of Directors) respectively, have been complied by the Company.

22. AUDITORS & THEIR REPORT

STATUTORY AUDITORS

The members of the Company had appointed M/s Lodha & Co., Chartered Accountant as Statutory Auditors of the Company for a term of 5 (Five) consecutive years from conclusion of 10th Annual General Meeting until conclusion of 15th Annual General Meeting. The M/s Lodha & Co., Chartered Accountant have confirmed that they are not disqualified from continuing as Auditors of the Company.

Auditors' remarks in their report read with the notes to accounts referred to by them are self-explanatory. There have been no fraud reported by the Statutory Auditors of the Company.

SECRETARIAL AUDITOR

The Board in their meeting held on 26th May, 2022 had appointed M/s Awanish Dwivedi & Associates, Company Secretaries, to conduct Secretarial Audit of the Company for the financial year 2022-23. The Secretarial Audit Report for the financial year ended 31st March, 2023 is annexed herewith marked as **Annexure-2** to this Report. The Secretarial Audit Report contains the following remarks:

1. Non-Compliance of Regulation 23 (2), (3) & (4) of SEBI LODR, as no prior approval was taken from audit committee and shareholders of the company for material related party transactions entered between the related party of the Company and its material subsidiary during financial year ended 31st March 2023.
2. Non-Compliance of minimum public shareholding as per Regulation 38 of SEBI LODR and Rule 19(2) and Rule 19A of SEBI Securities Contracts (Regulation) Rules, 1957.

However, as per provisions of Securities and Exchange Board of India (Delisting of Equity Shares) Regulations, 2021, acquirers had acquired 29.01% Equity Shares tendered by the Public in the Delisting Offer made by the company. Consequently, the Promoter and Promoter Group holding has increased to 50895475 Equity Shares (92.13%) of the total Equity Shares. Thereafter, the Company has made an application with BSE and NSE for obtaining final delisting approval, which is pending with both Stock Exchanges since more than a year.

3. The Company had, of its own, informed SEBI of the historical and inadvertent error in classification of one of the Promoter Group entities as a public shareholder in the shareholding pattern. Subsequently, SEBI issued a show cause notice dated 1st February, 2022 under Regulation 31 of the



BOARD'S REPORT

SEBI (LODR) Regulations, 2015 and Regulation 3 of the SEBI (Substantial Acquisition of Shares and Takeover) Regulations, 1997. In response to the show cause notice, the Company filed a reply on 22nd April, 2022. In addition, the Company has also filed a settlement application with SEBI on 4th April, 2022 for amicable settlement of the matter. The matter is pending before SEBI.

Pursuant to the provisions on Regulation 24A of SEBI Listing Regulations, Hexa Securities & Finance Company Limited being a material unlisted subsidiary of your Company had also appointed in their board meeting held on 07th February 2023 Mr. Awanish K. Dwivedi of M/s Awanish Dwivedi & Associates, Company Secretaries, to conduct Secretarial Audit of the Company for the financial year 2022-23. The Secretarial Audit Report does not contain any qualification, reservation or adverse. The report issued by them is annexed herewith marked as **Annexure-3**.

EXPLANATIONS OR COMMENTS BY THE BOARD ON EVERY QUALIFICATION, RESERVATION OR ADVERSE REMARK OR DISCLAIMER MADE BY AUDITORS

i. Auditors' Report

There have been no frauds, qualifications, reservations or adverse remarks reported by the Statutory Auditors of the Company.

ii. Secretarial Auditor's Report

The Management response on the remarks of Secretarial Auditors in the report is as under:

1. The Board of Directors of the Company had made a delisting offer to its shareholders in the month of March 2022. Based on the Reverse Book Building pricing, the Company successfully completed the delisting offer and made the payment to the shareholders who tendered their shares in the month of July 2022. Pursuant to above delisting offer, the promoters currently hold 92.13% of the shares of the company. Thereafter, On 8th July 2022 the Company applied for final approval from the stock exchanges for delisting. The delisting application is pending with the stock exchanges since then.

After completion of delisting, it was expected that the shares of the company would be delisted from the stock exchanges soon and the provisions of SEBI LODR 2015 would have not applied on the company. Such an inordinate delay for the delisting approval was not envisaged and the company was expecting approval any moment. However, Due to business exigencies a material transaction between the related party of the Company and material subsidiary were taken place during the financial year 2022-23 resulting into breach of regulation 23(4) of SEBI LODR.

2. As per provisions of Securities and Exchange Board of India (Delisting of Equity Shares) Regulations, 2021, acquirers had acquired 29.01% Equity Shares tendered by the Public in the Delisting Offer made by the company. Consequently, the Promoter and Promoter Group holding has increased to 50895475 Equity Shares (92.13%) of the total Equity Shares. Thereafter, the Company has made an application with BSE and NSE for obtaining final delisting approval, which is pending with both Stock Exchanges since more than a year.
3. The Company had, of its own, informed SEBI of the historical and inadvertent error in classification of one of the Promoter Group entities as a public shareholder in the shareholding pattern. Subsequently, SEBI issued a show cause notice dated 1st February, 2022 under Regulation 31 of the SEBI (LODR) Regulations, 2015 and Regulation 3 of the SEBI (Substantial Acquisition of Shares and Takeover) Regulations, 1997. In response to the show cause notice, the Company filed a reply on 22nd April, 2022. In addition, the Company has also filed a settlement application with SEBI on 4th April, 2022 for amicable settlement of the matter. The matter is pending before SEBI.



BOARD'S REPORT

23. DISCLOSURE

MEETINGS OF THE BOARD

During the year under review, the Board of Directors of the Company met 5 (Five) times on 26th May, 2022, 30th May, 2022, 10th August, 2022, 10th November, 2022 and 9th February, 2023. The composition of Board of Directors during the year ended March 31, 2023 is in conformity with Regulation 17 of the SEBI Listing Regulations read with Section 149 of the Companies Act, 2013. For further details, please refer report on Corporate Governance of this Annual Report.

AUDIT COMMITTEE

As on 31st March, 2023, the Audit Committee comprised of Dr. Raj Kamal Aggarwal (Chairperson), Mr. Girish Sharma and Mr. Naresh Kumar Agarwal, as other members. The composition of the Audit Committee is in conformity with requirements as per the Section 177 of the Companies Act, 2013 and Regulation 18 of the SEBI Listing Regulations.

During the year ended 31st March, 2023, the Committee met 6 (Six) times on 12th April, 2022, 26th May, 2022, 30th May, 2022, 10th August, 2022, 10th November, 2022 and 9th February, 2023. For further details, please refer report on Corporate Governance of this Annual Report.

NOMINATION AND REMUNERATION COMMITTEE

As on 31st March, 2023, the Nomination and Remuneration Committee comprised of Mr. Girish Sharma (Chairperson), Dr. Raj Kamal Aggarwal and Mr. Naresh Kumar Agarwal, as other members. The Chairperson of the Committee is an Independent Director. The Composition of the Nomination and Remuneration Committee is in conformity with requirements of section 178 of the Companies Act, 2013 and Regulation 19 of SEBI Listing Regulations.

During the year ended 31st March, 2023 the Committee met 2 (Two) times on 26th May, 2022 and 10th August, 2022. For further details, please refer report on Corporate Governance of this Annual Report.

STAKEHOLDERS RELATIONSHIP COMMITTEE

As on 31st March, 2023, the Stakeholders Relationship Committee comprised of Dr. Raj Kamal Aggarwal (Chairperson), Mr. Girish Sharma, and Mr. Naresh Kumar Agarwal, as other members. The composition of the Stakeholders Relationship Committee is in conformity with the requirements of the Companies Act, 2013 and Regulation 20 of SEBI Listing Regulations.

During the year ended 31st March, 2023 the Committee met only once on 9th February, 2023. For further details, please refer Report on Corporate Governance attached to this Annual Report.

INDEPENDENT DIRECTOR

During the year under review, the Independent Directors of the Company met once on 16th June, 2022. For further details, please refer Report on Corporate Governance attached to this Annual Report.

RISK MANAGEMENT COMMITTEE

The Board of Directors has formed Risk Management Committee comprised of Mr. Naresh Kumar Agarwal, Chairperson, Mr. Ravinder Nath Leekha, Independent Director, Mr. Ranjit Malik, Director and Mr. Neeraj Kanagat, CEO & CFO as members. Mr. Naresh Kumar Agarwal is the Chairperson of the Committee. The Composition of the Risk Management Committee is in conformity with requirements of the Regulation 21 of SEBI Listing Regulations.

During the year ended 31st March, 2023 the Committee met 2 (Two) times on 16th September, 2022 and 9th February, 2023. For further details, please refer Report on Corporate Governance attached to this Annual Report.



BOARD'S REPORT

CORPORATE SOCIAL RESPONSIBILITY COMMITTEE (CSR COMMITTEE)

The CSR Committee comprises of Dr. Raj Kamal Aggarwal (Chairperson), Mr. Girish Sharma and Mr. Naresh Kumar Agarwal, as other members. The Composition of the CSR Committee is in conformity with requirements of Section 135 of the Companies Act, 2013.

VIGIL MECHANISM

The Vigil Mechanism of the Company, which also incorporates a whistle blower policy in terms Section 177(9) of Companies Act, 2013 and Regulation 22 of the SEBI Listing Regulations. As per said policy the Protected disclosures can be made by a whistle blower through an e mail, or a letter to the Compliance Officer or Chief Executive Officer or to the Chairperson of the Audit Committee.

The Policy on vigil mechanism and whistle blower policy may be accessed on the Company's website at the link: <http://hexatradex.com/wp-content/uploads/2015/08/POLICY-VIGIL-MECHANISM.pdf>

Further, No complaint was received during the year nor was pending at the end of the year

PARTICULARS OF LOANS GIVEN, INVESTMENTS MADE, GUARANTEES GIVEN AND SECURITIES PROVIDED

Particulars of loans given, investments made, guarantees given and securities provided along with the purpose for which the loan or guarantee or security were proposed to be utilized by the recipients are provided in the standalone financial statement (Please refer to Note 33 to the standalone financial statements).

PARTICULARS REGARDING CONSERVATION OF ENERGY ETC.

As your Company is not engaged in any manufacturing activity, the particulars relating to conservation of energy and technology absorption, as mentioned in the Companies (Accounts) Rules, 2014, are not applicable to it. However, emphasis is placed on employing techniques that result in the conservation of energy. Details on the foreign exchange earnings and expenditure of your Company appear in the Notes to Accounts.

BUSINESS RESPONSIBILITY AND SUSTAINABILITY REPORT

As per Regulation 34(f) and Regulation 3 (1) of SEBI Listing Regulations, the Annual Report shall contain business responsibility and sustainability report (BRSR) describing the initiatives taken by the Company from environmental, social and governance perspective. Having regard to the green initiative, the BRSR is made available on the Company's website at www.hexatradex.com.

24. EXTRACT OF ANNUAL RETURN

Extract of Annual Return of the Company is annexed herewith as **Annexure - 4** to this Report.

25. PARTICULARS OF EMPLOYEES AND RELATED DISCLOSURES

In terms of the provisions of Section 197(12) of the Companies Act, 2013 read with rules 5(2) and 5(3) of the Companies (Appointment and Remuneration of Managerial Personnel) Rules, 2014, a statement showing the name and other particulars of the employee drawing remuneration in excess of the limits set out in the said Rules are provided as **Annexure - 5**.

Disclosures pertaining to remuneration and other details as required under Section 197(12) of the Act read with Rule 5(1) of the Companies (Appointment and Remuneration of Managerial Personnel) Rules, 2014 are provided in the Annual Report attached as **Annexure-6**.



BOARD'S REPORT

26. PUBLIC DEPOSITS

The Company had not invited/accepted any public deposits during the year ended on 31st March, 2023.

27. ANY SIGNIFICANT AND MATERIAL ORDERS PASSED BY THE REGULATORS OR COURTS OR TRIBUNALS IMPACTING THE GOING CONCERN STATUS AND COMPANY'S OPERATIONS IN FUTURE

During the Financial Year there is no significant material orders passed by the regulators or courts or tribunals impacting the going concern status and company's operations in future.

Further, no application made or any proceedings were pending against the Company under Insolvency and Bankruptcy Code, 2016 during the year under review.

The Company had, of its own, informed SEBI of the historical and inadvertent error in classification of one of the Promoter Group entities as a public shareholder in the shareholding pattern. Subsequently, SEBI issued a show cause notice dated 1st February, 2022. In response to the show cause notice, the Company filed a reply on 22nd April, 2022. In addition, the Company has also filed a settlement application with SEBI on 4th April, 2022 for amicable settlement of the matter. The matter is pending before SEBI.

28. THE SEXUAL HARASSMENT OF WOMEN AT WORKPLACE (PREVENTION, PROHIBITION AND REDRESSAL) ACT, 2013

The Company has a policy for prevention of sexual harassment of women at workplace and also complied with provisions relating to the constitution of Internal Complaints Committee under the Sexual Harassment of Women at Workplace (Prevention, Prohibition and Redressal) Act, 2013. No complaint received in relation to Sexual Harassment of Women at Workplace (Prevention, Protection, and Redressal) Act, 2013 during the year under review and their breakup is as under:

- a) No. of Complaints filed during the year ended 31.03.2023: NIL
- b) No. of Complaints disposed of during the financial year: NIL
- c) No. of pending Complaints as on 31.03.2023: NIL

29. ACKNOWLEDGEMENT

Your Directors express their grateful appreciation to concerned Departments of Central / State Governments, Financial Institutions & Bankers, Customers and Vendors for their continued assistance and co-operation. The Directors also wish to place on record their deep sense of appreciation for the committed services of the employees at all levels. We are also grateful for the confidence and faith that you have reposed in the Company as its member.

For and on behalf of the Board

Place: New Delhi
Date: August 09, 2023

Dr. Raj Kamal Aggarwal
Chairperson


BOARD'S REPORT
Annexure 1
THE ANNUAL REPORT ON CSR ACTIVITIES FOR FINANCIAL YEAR 2022-23
1. Brief outline on CSR Policy of the Company:

Hexa Tradex Ltd. recognizes that its business activities have wide impact on the societies in which it operates, and therefore an effective practice is required giving due consideration to the local communities and other organizations. The company endeavours to make CSR a key business process for sustainable development. Our company is committed towards aligning with nature; and has adopted eco-friendly practices.

2. Composition of CSR Committee:

Since the average net profit for the financial year is negative. Hence, the company does not required to hold the Corporate Social Responsibility Committee Meeting during the financial year under review.

Sl. No.	Name of Director	Designation / Nature of Directorship	Number of meetings of CSR Committee held during the year	Number of meetings of CSR Committee attended during the year
1	Dr. Raj Kamal Aggarwal	Chairperson	0	0
2	Mr. Girish Sharma	Member	0	0
3	Mr. Naresh Kumar Agarwal	Member	0	0

3. **Provide the web-link where Composition of CSR committee, CSR Policy and CSR projects approved by the board are disclosed on the website of the company:** <http://hexatradex.com/wp-content/uploads/2016/08/CSR-Policy-Tradex.pdf>.
4. **Provide the details of Impact assessment of CSR projects carried out in pursuance of sub-rule (3) of rule 8 of the Companies (Corporate Social responsibility Policy) Rules, 2014, if applicable (attach the report):**
Not applicable
5. **Details of the amount available for set off in pursuance of sub-rule (3) of rule 7 of the Companies (Corporate Social responsibility Policy) Rules, 2014 and amount required for set off for the financial year, if any:**
Not applicable
6. **Average net profit of the company as per section 135(5):** ₹ (233.28) Lakhs /-
7. (a) **Two percent of average net profit of the company as per section 135(5):** ₹ (4.67) Lakhs /-
 - (b) **Surplus arising out of the CSR projects or programme or activities of the previous financial years:** Nil
 - (c) **Amount required to be set off for the financial year, if any:** Nil
 - (d) **Total CSR obligation for the financial year (7a+7b- c) :** Nil


BOARD'S REPORT
8. (a) CSR amount spent or unspent for the financial year:

Total Amount Spent for the Financial Year. (in ₹ Lakh)	Amount Unspent				
	Total Amount transferred to Unspent CSR Account as per section 135(6).		Amount transferred to any fund specified under Schedule VII as per second proviso to section 135(5).		
	Amount.	Date of transfer.	Name of the Fund	Amount.	Date of transfer.
-	-	-	-	-	-

(b) Details of CSR amount spent against ongoing projects for the financial year: Nil

(c) Details of CSR amount spent against other than ongoing projects for the financial year: Nil

(d) Amount spent in Administrative Overheads : Nil

(e) Amount spent on Impact Assessment, if applicable: Nil

(f) Total amount spent for the Financial Year (8b+8c+8d+:8e): Nil

(g) Excess amount for set off, if any: Nil

9. (a) Details of Unspent CSR amount for the preceding three financial years: Not Applicable

(b) Details of CSR amount spent in the financial year for ongoing projects of the preceding financial year(s): Nil

10. In case of creation or acquisition of capital asset, furnish the details relating to the asset so created or acquired through CSR spent in the financial year : Not Applicable

11. Specify the reason(s), if the company has failed to spend two per cent of the average net profit as per section 135(5). : Not Applicable

Place: New Delhi
Date: August 09, 2023

By order of the Board
For **Hexa Tradex Ltd.**

Dr. Raj Kamal Aggarwal
Independent Director and
Chairperson of CSR Committee

Naresh Kumar Agarwal
Director



SECRETARIAL AUDIT REPORT

For the financial year ended on 31st March, 2023

[Pursuant to section 204(1) of the Companies Act, 2013 and rule No. 9 of the Companies (Appointment and Remuneration of Managerial Personnel) Rules, 2014]

To,

The Members,
Hexa Tradex Limited
A-1, UPSIDC Industrial Area,
Nandgaon Road, Kosi Kalan,
Mathura-281403, Uttar Pradesh

We have conducted the Secretarial Audit of the compliance of applicable statutory provisions and the adherence to good corporate practices by “Hexa Tradex Limited” (hereinafter called the “Company”). Secretarial Audit was conducted in a manner that provided us a reasonable basis for evaluating the corporate conducts/statutory compliances and expressing our opinion thereon.

Based on our verification of Hexa Tradex Limited's books, papers, minute books, forms and returns filed and other records maintained by the Company and also the information provided by the Company, its officers, agents and authorized representatives, during the conduct of Secretarial Audit, we hereby report that in our opinion, the Company has, during the audit period covering the financial year ended on 31st March, 2023 generally complied with the statutory provisions listed hereunder and also that the Company has proper Board-processes and compliance mechanism in place to the extent, in the manner and subject to the reporting made hereinafter.

We have examined the books, papers, minute books, forms and returns filed and other records maintained by the Company for the financial year ended on 31st March, 2023, according to the provisions of:

- i) The Companies Act, 2013 (the Act) and the rules made there under;
- ii) The Securities Contracts (Regulation) Act, 1956 ('SCRA) and the rules made there under;
- iii) The Depositories Act, 1996 and the Regulations and Bye-Laws framed there under;
- iv) Foreign Exchange Management Act, 1999 and the rules and regulations made thereunder to the extent of Foreign Direct Investment and Overseas Direct Investment
- v) The following Regulations and Guidelines prescribed under the Securities and Exchange Board of India Act, 1992 ('SEBI Act'):-
 - a) The Securities and Exchange Board of India (Substantial Acquisition of Shares and Takeovers) Regulations, 2011;
 - b) The Securities and Exchange Board of India (Prohibition of Insider Trading) Regulations, 2015 (erstwhile The Securities and Exchange Board of India (Prohibition of Insider Trading) Regulations, 1992;
 - c) The Securities and Exchange Board of India (Issue of Capital and Disclosure Requirements) Regulations, 2009;
 - d) The Securities and Exchange Board of India (Employee Stock Option Scheme and Employee Stock Purchase Scheme) Guidelines, 1999;



BOARD'S REPORT

- e) The Securities and Exchange Board of India (Registrars to an Issue and Share Transfer Agents) Regulations, 1993 regarding the Companies Act and dealing with client;
- f) The Securities and Exchange Board of India (Listing Obligations and Disclosure Requirements) Regulations, 2015.

We have also examined compliance with the applicable clauses of the following:

- i) Secretarial Standards issued by the Institute of Company Secretaries of India.
- ii) The Listing Agreements entered into by the Company with BSE Limited and National Stock Exchange of India Limited;

During the period under review, the Company has complied with the provisions of the Act, Rules, Regulations, Guidelines, Standards etc. mentioned above subject to the following:

- 1. Non-Compliance of Regulation 23 (2), (3) & (4) of SEBI LODR, as no prior approval was taken from audit committee and shareholders of the company for material related party transactions entered between the related party of the Company and its material subsidiary during financial year ended 31st March 2023.
- 2. Non-Compliance of minimum public shareholding as per Regulation 38 of SEBI LODR and Rule 19(2) and Rule 19A of SEBI Securities Contracts (Regulation) Rules, 1957.

However, as per provisions of Securities and Exchange Board of India (Delisting of Equity Shares) Regulations, 2021, acquirers had acquired 29.01% Equity Shares tendered by the Public in the Delisting Offer made by the company. Consequently, the Promoter and Promoter Group holding has increased to 50895475 Equity Shares (92.13%) of the total Equity Shares. Thereafter, the Company has made an application with BSE and NSE for obtaining final delisting approval, which is pending with both Stock Exchanges since more than a year.

- 3. The Company had, of its own, informed SEBI of the historical and inadvertent error in classification of one of the Promoter Group entities as a public shareholder in the shareholding pattern. Subsequently, SEBI issued a show cause notice dated 1st February, 2022 under Regulation 31 of the SEBI (LODR) Regulations, 2015 and Regulation 3 of the SEBI (Substantial Acquisition of Shares and Takeover) Regulations, 1997. In response to the show cause notice, the Company filed a reply on 22nd April, 2022. In addition, the Company has also filed a settlement application with SEBI on 4th April, 2022 for amicable settlement of the matter. The matter is pending before SEBI.
- 4. During the period under review, the Company has generally complied with the Secretarial Standards issued by The Institute of Company Secretaries of India mentioned above.

We further report that: -

The Board of Directors of the Company is duly constituted with proper balance of Executive Director, Non-Executive Directors, Woman Director and Independent Directors. The changes in the composition of the Board of Directors that took place during the period under review were carried out in compliance with the provisions of the Act.

Adequate notice has been given to all directors to schedule the Board Meetings during the financial year under review, agenda and detailed notes on agenda were sent within timeline and a system exists for seeking and obtaining further information and clarifications on the agenda items before the meeting and for meaningful participation at the meeting.

**BOARD'S REPORT**

All the decisions are carried unanimously. The members of the Board have not expressed dissenting views on any of the agenda items during the financial year under review.

We further report that there are adequate systems and processes in the Company commensurate with the size and operations of the Company to monitor and ensure compliance with applicable laws, rules, regulations and guidelines.

We further report that, during the audit period, The Board of Directors of the Company had made a delisting offer to its shareholders in the month of March 2022. Based on the Reverse Book Building pricing, the Company successfully completed the delisting offer and made the payment to the shareholders who tendered their shares in the month of July 2022. Pursuant to above delisting offer, the promoters currently hold 92.13% of the shares of the company. Thereafter, On 8th July 2022 the Company applied for final approval from the stock exchanges for delisting. The delisting application is pending with the stock exchanges since then.

FOR AWANISH DWIVEDI & ASSOCIATES
COMPANY SECRETARIES

PLACE: NEW DELHI
DATE: 09/08/2023

CS AWANISH K. DWIVEDI
FCS- 8055, CP No.- 9080
UDIN- F008055E000768958

This report is to be read with our letter of even date which is annexed as **Annexure-I** and forms an integral part of this report.



BOARD'S REPORT

Annexure-I

To,

The Members,
Hexa Tradex Limited
A-1, UPSIDC Industrial Area,
Nandgaon Road, Kosi Kalan,
Mathura – 281403, Uttar Pradesh

Our report of even date is to be read along with this letter:

1. Management of Secretarial record is the responsibility of the management of the Company. Our responsibility is to express an opinion on these secretarial records based on our audit.
2. We have followed the audit practices and processes as were appropriate to obtain reasonable assurance about the correctness of the contents of the Secretarial Records. The verification was done on test basis to ensure that correct facts are reflected in secretarial records. We believe that the processes and practices, we followed provide a reasonable basis for our opinion.
3. We have not verified the correctness and appropriateness of financial records and Books of Accounts of the Company.
4. Wherever required, we have obtained the Management representation about the compliance of laws, rules and regulations and happening of the events etc.
5. The compliance of the provisions of Corporate and other applicable laws, rules, regulations, standards is the responsibility of management. Our examination was limited to the verification of procedure on test basis.
6. The Secretarial Audit Report is neither an assurance as to the future viability of the Company nor of the efficacy or effectiveness with which the management has conducted the affairs of the Company.

FOR AWANISH DWIVEDI & ASSOCIATES
COMPANY SECRETARIES

PLACE: NEW DELHI
DATE: 09/08/2023

CS AWANISH K. DWIVEDI
FCS- 8055, CP No.- 9080
UDIN- F008055E000768958



SECRETARIAL AUDIT REPORT

For the financial year ended on 31st March, 2023

[Pursuant to section 204(1) of the Companies Act, 2013 and rule No. 9 of the Companies (Appointment and Remuneration of Managerial Personnel) Rules, 2014]

To,

The Members,
Hexa Securities and Finance Company Limited
A-1, UPSIDC Industrial Area,
Nandgaon Road, Kosi Kalan,
Mathura-281403, Uttar Pradesh

We have conducted the Secretarial Audit of the compliance of applicable statutory provisions and the adherence to good corporate practices by "**Hexa Securities and Finance Company Limited**" (hereinafter called the "**Company**"). Secretarial Audit was conducted in a manner that provided us a reasonable basis for evaluating the corporate conducts/statutory compliances and expressing our opinion thereon.

Based on our verification of Company's books, papers, minute books, forms and returns filed and other records maintained by the Company and also the information provided by the Company, its officers, agents and authorized representatives, during the conduct of Secretarial Audit, we hereby report that in our opinion, the Company has, during the audit period covering the financial year ended on 31st March, 2023 generally complied with the statutory provisions listed hereunder and also that the Company has proper Board-processes and compliance mechanism in place to the extent, in the manner and subject to the reporting made hereinafter.

We have examined the books, papers, minute books, forms and returns filed and other records maintained by the Company for the financial year ended on 31st March, 2023, according to the provisions of:

- i) The Companies Act, 2013 (the Act) and the rules made there under;
- ii) The Depositories Act, 1996 and the Regulations and Bye-Laws framed thereunder;
- iii) The Reserve Bank of India Act 1934 and rules, regulations, master-directions and guidelines made issued thereunder as are applicable to Non-Banking Financial Companies (NBFC).

We have also examined compliance with the applicable clauses of the Secretarial Standards issued by The Institute of Company Secretaries of India.

During the period under review, the Company has complied with the provisions of the Act, Rules, Regulations, Guidelines, and generally complied with Secretarial Standards issued by The Institute of Company Secretaries of India.

We further report that: -

The Board of Directors of the Company is duly constituted with proper balance of Executive Directors, Non-Executive Directors and Independent Directors. There were no changes in the composition of the Board of Directors took place during the period under review.

Adequate notice has been given to all directors to schedule the Board Meetings during the financial year under review, agenda and detailed notes on agenda were sent within timeline and a system exists for seeking and obtaining further information and clarifications on the agenda items before the meeting and for meaningful participation at the meeting.



BOARD'S REPORT

Majority decisions are carried through unanimous approval, and thereafter, dissenting members' views are not required to be captured and recorded as part of the minutes.

We further report that there are adequate systems and processes in the Company commensurate with the size and operations of the Company to monitor and ensure compliance with applicable laws, rules, regulations and guidelines.

We further report that, during the audit period, there were no major bearing on the Company's affairs in pursuance of the above referred laws, rules regulations, guidelines.

FOR AWANISH DWIVEDI & ASSOCIATES
COMPANY SECRETARIES

PLACE: NEW DELHI
DATE: 08/08/2023

CS AWANISH DWIVEDI
FCS- 8055, CP No.- 9080
UDIN-F008055E000760741

This report is to be read with our letter of even date which is annexed as **Annexure-I** and forms an integral part of this report.



BOARD'S REPORT

Annexure-I

To,

The Members,
Hexa Securities and Finance Company Limited
A-1, UPSIDC Industrial Area,
Nandgaon Road, Kosi Kalan,
Mathura – 281403, Uttar Pradesh

Our report of even date is to be read along with this letter:

1. Management of Secretarial record is the responsibility of the management of the Company. Our responsibility is to express an opinion on these secretarial records based on our audit.
2. We have followed the audit practices and processes as were appropriate to obtain reasonable assurance about the correctness of the contents of the Secretarial Records. The verification was done on test basis to ensure that correct facts are reflected in secretarial records. We believe that the processes and practices, we followed provide a reasonable basis for our opinion.
3. We have not verified the correctness and appropriateness of financial records and Books of Accounts of the Company.
4. Wherever required, we have obtained the Management representation about the compliance of laws, rules and regulations and happening of the events etc.
5. The compliance of the provisions of Corporate and other applicable laws, rules, regulations, standards is the responsibility of management. Our examination was limited to the verification of procedure on test basis.
6. The Secretarial Audit Report is neither an assurance as to the future viability of the Company nor of the efficacy or effectiveness with which the management has conducted the affairs of the Company.

FOR AWANISH DWIVEDI & ASSOCIATES
COMPANY SECRETARIES

PLACE: NEW DELHI
DATE: 08/08/2023

CS AWANISH DWIVEDI
FCS- 8055, CP No.- 9080
UDIN- F008055E000760741


FORM NO. MGT 9
EXTRACT OF ANNUAL RETURN

As on financial year ended on 31.03.2023

Pursuant to Section 92 (3) of the Companies Act, 2013 and rule 12(1) of the Company (Management & Administration) Rules, 2014.

I. REGISTRATION & OTHER DETAILS:

1	CIN	L51101UP2010PLC042382
2	Registration Date	25th October, 2010
3	Name of the Company	Hexa Tradex Limited
4	Category/Sub-category of the Company	Company limited by shares
		Indian Non-Government Company
5	Address of the Registered office & contact details	A-1, UPSIDC Industrial Area, Nandgaon Road, Kosi Kalan, Mathura, Uttar Pradesh-281403 Tel. No.- 011- 26188360-74 Fax No- 011- 26170691
6	Whether listed company	Yes
7	Name, Address & contact details of the Registrar & Transfer Agent, if any.	RCMC Share Registry (P) Ltd. B-25/1, 1st Floor, Okhla Industrial Area, Phase-II, New Delhi- 110020 Phn:- 011- 36020465/66 E-mail:- sectshares@rcmcdelhi.com

II. PRINCIPAL BUSINESS ACTIVITIES OF THE COMPANY

(All the business activities contributing 10 % or more of the total turnover of the company shall be stated)

S. No.	Name and Description of main products / services	NIC Code of the Product/service	% to total turnover of the company
1	Other Services auxiliary to Financial Services	997159	100%

III. PARTICULARS OF HOLDING, SUBSIDIARY AND ASSOCIATE COMPANIES

S. No.	Name and address of the Company	CIN/GLN	Holding/ Subsidiary/ Associate	% of shares held	Applicable Section
1	Hexa Securities and Finance Company Limited, A-1, UPSIDC Industrial Area, Nandgaon Road, Kosi Kalan, Mathura, Uttar Pradesh-281403	U74899UP1994PLC120082	Subsidiary	100%	2(87)(ii)


BOARD'S REPORT
IV. SHARE HOLDING PATTERN

(Equity share capital breakup as percentage of total equity)

(i) Category-wise Share Holding

Category of Shareholders	No. of Shares held at the beginning of the year [As on 31-March-2022]				No. of Shares held at the end of the year [As on 31-March-2023]				% Change during the year
	Demat	Physical	Total	% of Total Shares	Demat	Physical	Total	% of Total Shares	
A. Promoters									
(1) Indian									
a) Individual/ HUF	285380	0	285380	0.52%	285380	0	285380	0.52%	0.00%
b) Central Govt	-	-	-	-	-	-	-	-	-
c) State Govt(s)	-	-	-	-	-	-	-	-	-
d) Bodies Corp.	23914099	533400	24447499	44.25%	39938518	533400	40471918	73.26%	29.01%
e) Banks / FI	-	-	-	-	-	-	-	-	-
f) Any other	-	-	-	-	-	-	-	-	-
Sub Total (A) (1)	24199479	533400	24732879	44.77%	40223898	533400	40757298	73.78%	29.01%
(2) Foreign									
a) NRI Individuals	2635877	0	2635877	4.77%	2635877	0	2635877	4.77%	0.00%
b) Other Individuals	-	-	-	0.00%	-	-	-	0.00%	0.00%
c) Bodies Corp.	-	-	-	-	-	-	-	-	-
d) Any other	7502300	0	7502300	13.58%	7502300	0	7502300	13.58%	-
Sub Total (A) (2)	1,01,38,177	-	1,01,38,177	13.58%	1,01,38,177	-	1,01,38,177	18.35%	0.00%
TOTAL (A)	3,43,37,656	5,33,400	3,48,71,056	63.12%	5,03,62,075	5,33,400	5,08,95,475	92.13%	29.01%
B. Public Shareholding									
1. Institutions									
a) Mutual Funds	2300	1900	4200	0.01%	2,300	1,900	4,200	0.01%	0.00%
b) Banks / FI	20,100	200	20,300	0.04%	20102	200	20,302	0.04%	0.01%
c) Central Govt/State Govt	-	-	-	-	99	-	99	-	-
d) Venture Capital Funds	-	-	-	-	-	-	-	-	-
e) Insurance Companies	0	0	0	0.00%	0	0	0	0.00%	0.00%
f) FIs/FPIs	11585277	3900	11589177	20.98%	20598	3900	24498	0.04%	-20.93%
g) Foreign Venture Capital Funds	-	-	-	-	-	-	-	-	-
h) Others (specify) NBFC	-	-	-	-	-	-	-	-	-
Sub-total (B)(1):-	11607677	6000	11613677	21.02%	43099	6000	49099	0.09%	-20.93%


BOARD'S REPORT

Category of Shareholders	No. of Shares held at the beginning of the year [As on 31-March-2022]				No. of Shares held at the end of the year [As on 31-March-2023]				% Change during the year
	Demat	Physical	Total	% of Total Shares	Demat	Physical	Total	% of Total Shares	
2. Non-Institutions									
a) Bodies Corp.	1681263	19299	1700562	3.08%	1142750	18700	1161450	2.10%	-0.98%
b) Individuals			-				-		
i) Individual shareholders holding nominal share capital upto Rs. 1 lakh	28,75,375	2,02,759	30,78,134	5.57%	18,68,222	1,86,759	20,54,981	3.72%	-1.85%
ii) Individual shareholders holding nominal share capital in excess of Rs 1 lakh	38,56,194	-	38,56,194	6.98%	9,86,625	-	9,86,625	1.79%	-5.19%
c) Others (Specify)									
Non Resident Indians	80587	17300	97887	0.18%	64752	16400	81152	0.15%	-0.03%
Overseas Corporate Bodies		-	-	-	500.00	-	500.00	0.00	-
Foreign Nationals	-	-	-	-	-	-	-	-	-
Clearing Members	26732	0	26732	0.05%	925	0	925	0.00%	-0.05%
Trusts	200	-	200	0.00%	200	-	200	0.00%	0.00%
LLP	-	-	-	0.00%	14,035	-	14,035	0.03%	0.03%
NBFCs	262	-	262	0.00%	262	-	262	0.00%	0.00%
Sub-total (B)(2):-	85,20,613	2,39,358	87,59,971	15.86%	40,78,271	2,21,859	43,00,130	7.78%	-8.07%
Total Public (B)	2,01,28,290	2,45,358	2,03,73,648	36.88%	41,21,370	2,27,859	43,49,229	7.87%	(29.01)
C. Shares held by Custodian for GDRs & ADRs	-	-	-	-	-	-	-	-	-
Grand Total (A+B+C)	5,44,65,946	7,78,758	5,52,44,704	100.00%	5,44,83,445	7,61,259	5,52,44,704	100.00%	-


BOARD'S REPORT
(ii) Shareholding of Promoter

S No.	Shareholder's Name	Shareholding at the beginning of the year			Shareholding at the end of the year			% change in shareholding during the year
		No. of Shares	% of total Shares of the company	% of Shares Pledged/ encumbered to total shares	No. of Shares	% of total Shares of the company	% of Shares Pledged/ encumbered to total shares	
1	INDRESH BATRA	154000	0.28	-	154000	0.28	-	0
2	NAVEEN JINDAL	43740	0.08	-	43740	0.08	-	0
3	SAVITRI DEVI JINDAL	20760	0.04	-	20760	0.04	-	0
4	R K JINDAL & SONS HUF .	16320	0.03	-	16320	0.03	-	0
5	ARTI JINDAL	12000	0.02	-	12000	0.02	-	0
6	SHRADHA JATIA	8500	0.02	-	8500	0.02	-	0
7	URVI JINDAL	6000	0.01	-	6000	0.01	-	0
8	S K JINDAL AND SONS HUF .	4320	0.01	-	4320	0.01	-	0
9	P R JINDAL HUF .	4320	0.01	-	4320	0.01	-	0
10	ABHYUDAY JINDAL	3000	0.01	-	3000	0.01	-	0
11	TRIPTI JINDAL	3000	0.01	-	3000	0.01	-	0
12	SMINU JINDAL	3000	0.01	-	3000	0.01	-	0
13	DEEPIKA JINDAL	3000	0.01	-	3000	0.01	-	0
14	NAVEEN JINDAL-HUF	1320	0	-	1320	0	-	0
15	NAVEEN JINDAL ASTRUSTEE OF GLOBAL VISON TRUST	1000	0	-	1000	0	-	0
16	PARTH JINDAL	100	0	-	100	0	-	0
17	TANVI SHETE	100	0	-	100	0	-	0
18	TARINI JINDAL HANDA	100	0	-	100	0	-	0
19	SANGITA JINDAL	100	0	-	100	0	-	0
20	SAJJAN JINDAL	100	0	-	100	0	-	0
21	SAJJAN JINDAL ASTRUSTEE OF SAJJAN JINDAL FAMILY TRUST	100	0	-	100	0	-	0
22	SAJJAN JINDAL ASTRUSTEE OF SAJJAN JINDAL LINEAGE TRUST	100	0	-	100	0	-	0
23	SAJJAN JINDAL ASTRUSTEE OF SANGITA JINDAL FAMILY TRUST	100	0	-	100	0	-	0
24	SAJJAN JINDAL ASTRUSTEE OF TARINI JINDAL FAMILY TRUST	100	0	-	100	0	-	0
25	SAJJAN JINDAL ASTRUSTEE OF TANVI JINDAL FAMILY TRUST	100	0	-	100	0	-	0
26	SAJJAN JINDAL ASTRUSTEE OF PARTH JINDAL FAMILY TRUST	100	0	-	100	0	-	0
27	NALWA SONS INVESTMENTS LIMITED	10710000	19.39	-	10710000	19.39	-	0


BOARD'S REPORT

S No.	Shareholder's Name	Shareholding at the beginning of the year			Shareholding at the end of the year			% change in shareholding during the year
		No. of Shares	% of total Shares of the company	% of Shares Pledged/ encumbered to total shares	No. of Shares	% of total Shares of the company	% of Shares Pledged / encumbered to total shares	
28	SIDDHESHWARI TRADEX PRIVATE LIMITED	4752984	8.6	-	7159693	12.96	-	4.36
29	OPJ TRADING PRIVATE LIMITED	2303826	4.17	-	2303826	4.17	-	0
30	JSL LIMITED	2223800	4.03	-	6764370	12.24	-	8.21
31	RADIUS MULTIVENTURES PRIVATE LIMITED	1979925	3.58	-	1979925	3.58	-	0
32	VIRTUOUS TRADECORP PRIVATE LIMITED	1656224	3	-	1656224	3	-	0
33	OPELINA SUSTAINABLE SERVICES PRIVATE LIMITED	650000	1.18	-	4863370	8.88	-	7.7
34	MEREDITH TRADERS PRIVATE LIMITED	86800	0.16	-	86800	0.16	-	0
35	GAGAN TRADING COMPANY LIMITED	43200	0.08	-	43200	0.08	-	0
36	INNOX GLOBAL MULTIVENTURES PRIVATE LIMITED	40440	0.07	-	4904210	8.88	-	8.81
37	SAHYOG HOLDINGS PRIVATE LIMITED	100	0	-	100	0	-	0
38	VINAMRA CONSULTANCY PVT LTD	100	0	-	100	0	-	0
39	JSW HOLDINGS LIMITED	100	0	-	100	0	-	0
40	PRITHAVI RAJ JINDAL	2620637	4.74	-	2620637	4.74	-	0
41	RATAN JINDAL	15240	0.03	-	15240	0.03	-	0
42	SIGMA TECH INC	6024000	10.9	-	6024000	10.9	-	0
43	ESTRELA INVESTMENT COMPANY LIMITED	375500	0.68	-	375500	0.68	-	0
44	TEMPLAR INVESTMENTS LIMITED	371300	0.67	-	371300	0.67	-	0
45	MENDEZA HOLDINGS LIMITED	366500	0.66	-	366500	0.66	-	0
46	NACHO INVESTMENTS LIMITED	365000	0.66	-	365000	0.66	-	0


BOARD'S REPORT
(iii) Change in Promoters' Shareholding (please specify, if there is no change)

S No.	Particulars	Date	Reason	Shareholding at the beginning of the year		Cumulative Shareholding during the year	
				No. of shares	% of total shares	No. of shares	% of total shares
1	SIDDESHWARI TRADEX PRIVATE LIMITED						
	At the beginning of the year			4752984	8.6	4752984	8.6
	During the Year	05-07-2022	Acquisition*	2406709	4.36	7159693	12.96
	At the end of the year			7159693	12.96	7159693	12.96
2	OPELINA SUSTAINABLE SERVICES PRIVATE LIMITED						
	At the beginning of the year			650000	1.18	650000	1.18
	During the Year	05-07-2022	Acquisition*	4213370	7.63	4863370	8.81
	At the end of the year			4863370	8.81	4863370	8.81
3	INNOX GLOBAL MULTIVENTURES PRIVATE LIMITED						
	At the beginning of the year			40440	0.07	40440	0.07
	During the Year	05-07-2022	Acquisition*	4863370	8.8	4904210	8.87
	At the end of the year			4904210	8.87	4904210	8.87
4	JSL LIMITED						
	At the beginning of the year			2223800	4.03	2223800	4.03
	During the Year	05-07-2022	Acquisition*	4540570	8.22	6764370	12.25
	At the end of the year			6764370	12.25	6764370	12.25

* Acquired through stock exchange mechanism pursuant to SEBI (Delisting of Equity Shares Regulations, 2021).

(iv) Shareholding Pattern of top ten Shareholders

(Other than Directors, Promoters and Holders of GDRs and ADRs):

S No.	For each of the Top 10 shareholders	Date	Reason	Shareholding at the beginning of the year		Cumulative Shareholding during the year	
				No. of shares	% of total shares	No. of shares	% of total shares
1	Cresta Fund Ltd.						
	At the beginning of the year 01/04/2022			54,89,085	9.94%	54,89,085	9.94%
	Transfer	08-07-2022	Transfer	(54,89,085)	-9.94%	-	0.00%
	At the end of the year 31/03/2023					-	0.00%
2	Albula Investment Fund Ltd						
	At the beginning of the year 01/04/2022			50,04,027	9.06%	50,04,027	9.06%
	Transfer	08-07-2022	Transfer	(50,04,027)	-9.06%	-	0.00%
	At the end of the year 31/03/2023					-	0.00%


BOARD'S REPORT

S No.	Particulars	Date	Reason	Shareholding at the beginning of the year		Cumulative Shareholding during the year		
				No. of shares	% of total shares	No. of shares	% of total shares	
3	'PRITI ANUJ BADJATE							
	At the beginning of the year 01/04/2022			22,54,633	4.08%	22,54,633	4.08%	
	Changes during the year	15-04-2022	Transfer	(10,000)	-0.02	22,44,633	4.06%	
		22-04-2022	Transfer	11,343	0.02	22,55,976	4.08%	
		08-07-2022	Transfer	(22,55,976)	-4.08	0	0%	
15-07-2022		Transfer	14162	0.03	14162	0.03%		
At the end of the year 31/03/2023					14162	0.03%		
4	'TRINITY OPPORTUNITY FUND I							
	At the beginning of the year 01/04/2022			10,71,567	1.94%	10,71,567	1.94%	
	Changes during the year	08-07-2022	Transfer	(10,71,567)	-1.94	0	0%	
At the end of the year 31/03/2023					0	0.00%		
5	'ANIL KANTIPRASAD PODDAR							
	At the beginning of the year 01/04/2022			9,84,125	1.78%	9,84,125	1.78%	
	Changes during the year	08-04-2022	Transfer	2500	0	9,86,625	1.79	
At the end of the year 31/03/2023					9,86,625	1.79%		
6	'RAJASTHAN GLOBAL SECURITIES PRIVATE LIMITED							
	At the beginning of the year 01/04/2022			7,08,561	128.00%	7,08,561	1.28%	
	Changes during the year	22/04/2022	Transfer	42931	0.08	751492	1.36	
		17/06/2022	Transfer	-1600	0	749892	1.36	
		01/07/2022	Transfer	79158	0.14	829050	1.5	
		08/07/2022	Transfer	-688353	-1.25	140697	0.25	
		15/07/2022	Transfer	37432	0.07	178129	0.32	
22/07/2022		Transfer	5200	0.01	183329	0.33		
At the end of the year 31/03/2023					1,83,329	0.33		
7	'KAUSHIK SHAH SHARES AND SEC PVT LTD							
	At the beginning of the year 01/04/2022			3,68,211	0.67%	3,68,211	0.67%	
	Changes during the year	22-04-2022	Transfer	45000	0.08	413211	0.75	
		13-05-2022	Transfer	10267	0.02	423478	0.77	
		01-07-2022	Transfer	18409	0.03	441887	0.08	
		08-07-2022	Transfer	-441887	-0.08	0	0	
		12-08-2022	Transfer	1900	0	1900	0	
		19-08-2022	Transfer	500	0	2400	0	
		26-08-2022	Transfer	-2400	0	0	0	
At the end of the year 31/03/2023						0	0	


BOARD'S REPORT

S No.	Particulars	Date	Reason	Shareholding at the beginning of the year		Cumulative Shareholding during the year		
				No. of shares	% of total shares	No. of shares	% of total shares	
8	'SRINIVAS BODDU							
	At the beginning of the year 01/04/2022				1,82,010	0.33%	1,82,010	0.33%
	Changes during the year	22-04-2022	Transfer	-98307	-0.18	83703	0.15	
		29-04-2022	Transfer	-23530	-0.04	60173	0.11	
		08-07-2022	Transfer	-15000	-0.03	45173	0.08	
		15-07-2022	Transfer	-30173	-0.05	15000	0.03	
22-07-2022	Transfer	-15000	-0.03	0	0			
At the end of the year 31/03/2023						0	0.00%	
9	'KAUSHIK SURENDRA SHAH							
	At the beginning of the year 01/04/2022				1,60,000	0.29%	1,60,000	0.29%
	Changes during the year		08-07-2022	Transfer	-160000	-0.29	0	0
At the end of the year 31/03/2023						0	0	
10	'SARITA RAJESHKUMAR KALANI							
	At the beginning of the year 01/04/2022				1,33,426	0.24%	1,33,426	0.24%
	Changes during the year	08-04-2022	Transfer	(40,104)	-0.07%	93,322	0.17%	
		15-04-2022	Transfer	-12000	-0.02%	81,322	0.15%	
		22-04-2022	Transfer	-9000	-0.02%	72,322	0.13%	
		29-04-2022	Transfer	-40000	-0.07%	32,333	0.06%	
		06-05-2022	Transfer	-5000	-0.01%	27,322	0.05%	
		13-05-2022	Transfer	-27322	-0.05%	0	0	
At the end of the year 31/03/2023						0	0.00%	
11	'NATIONAL STOCK EXCHANGE OF INDIA LIMITED ACCO							
	At the beginning of the year 01/04/2022				1,25,537	0.23%	1,25,537	0.23%
	Changes during the year				0	0	0	0
At the end of the year 31/03/2023						125537	0.23	
12	'Mc JAIN INFOSERVICES PRIVATE LIMITED							
	At the beginning of the year 01/04/2022				61,054	0.11%	61,054	0.11%
	Changes during the year	08-04-2022	Transfer	13946	0.03	75000	0.14	
		30-12-2022	Transfer	-27311	-0.05	47689	0.09	
		06-01-2023	Transfer	-17207	-0.3	30482	0.06	
13-01-2023		Transfer	-185	0	30297	0.05		
At the end of the year 31/03/2023						30,297	0.05	
13	'SUBHASH RATHOD							
	At the beginning of the year 01/04/2022				45,161	0.08%	45,161	0.08%
	Changes during the year		15-07-2022	Transfer	-45161	0.08	0	0
At the end of the year 31/03/2023						0	0.00%	


BOARD'S REPORT

S No.	Particulars	Date	Reason	Shareholding at the beginning of the year		Cumulative Shareholding during the year		
				No. of shares	% of total shares	No. of shares	% of total shares	
14	'HARIT EXPORTS LTD.							
	At the beginning of the year 01/04/2022			45,000	0.08%	45,000	0.08%	
	Changes during the year	06-01-2023	Transfer	(45,000)	-0.08%	-	0.00%	
	At the end of the year 31/03/2023					-	0.00%	
15	'KAVITA MUKESH CHANDAN							
	At the beginning of the year 01/04/2022			41,477	0.08%	41,477	0.08%	
	Changes during the year	15-04-2022	Transfer	(6,878)	-0.01%	34,599	0.06%	
	At the end of the year 31/03/2023	22-04-2022	Transfer	(2,000)	0.00%	32,599	0.06%	
16	'RANJIT SETH							
	At the beginning of the year 01/04/2022			39,472	0.07%	39,472	0.07%	
	Changes during the year			0	0	0	0	
	At the end of the year 31/03/2023					39472	0.07%	
17	'UMESH KANTIPRASAD PODDAR							
	At the beginning of the year 01/04/2022			33,000	0.06%	33,000	0.06%	
	Change during the year			-	-	-	-	
	At the end of the year 31/03/2023					33,000	0.06	
18	NARAIN SATRAMDAS TOLANI							
	At the beginning of the year 01/04/2022			2,580	0.00%	2,580	0	
	Change during the year	22-04-2022	Transfer	(2,580)	0.00%	-	0	
		20-01-2023	Transfer	22,500	0.04%	22,500	0.04	
		27-01-2023	Transfer	11,500	0.02%	34,000	0.06	
		03-02-2023	Transfer	7,000	0.01%	41,000	0.07	
		10-02-2023	Transfer	1,687	0.00%	42,687	0.08	
At the end of the year 31/03/2023					42,687	0.08		
19	MOTILAL OSWAL FINANCIAL SERVICES LIMITED							
	At the beginning of the year 01/04/2022			71	0.00%	72	0	
	Change during the year	08-04-2022	Transfer	93	0.00%	164	0	
		15-04-2022	Transfer	176	0.00%	340	0	
		22-04-2022	Transfer	300	0.00%	640	0	
		29-04-2022	Transfer	(600)	0.00%	40	0	
		06-05-2022	Transfer	598	0.00%	638	0	
		13-05-2022	Transfer	(551)	0.00%	87	0	
		20-05-2022	Transfer	536	0.00%	623	0	
		27-05-2022	Transfer	(581)	0.00%	42	0	
03-06-2022		Transfer	(2)	0.00%	40	0		


BOARD'S REPORT

S No.	Particulars	Date	Reason	Shareholding at the beginning of the year		Cumulative Shareholding during the year	
				No. of shares	% of total shares	No. of shares	% of total shares
	Change during the year	24-06-2022	Transfer	1,133	0.00%	1,173	0
		01-07-2022	Transfer	(1,133)	0.00%	40	0
		08-07-2022	Transfer	45,40,570	8.22%	45,40,610	8.22
		15-07-2022	Transfer	(45,40,271)	-8.22%	339	0
		22-07-2022	Transfer	(245)	0.00%	94	0
		29-07-2022	Transfer	147	0.00%	241	0
		05-08-2022	Transfer	69	0.00%	310	0
		12-08-2022	Transfer	(270)	0.00%	40	0
		06-01-2023	Transfer	(40)	0.00%	-	0
		20-01-2023	Transfer	10	0.00%	10	0
	27-01-2023	Transfer	(10)	0.00%	10	0	
	At the end of the year 31/03/2023					-	0
20	PRAHARSH CORPORATION PRIVATE LIMITED						
	At the beginning of the year 01/04/2022			-	0.00%	-	0
Change during the year	19-08-2022	Transfer	176	0.00%	176	0	
	26-08-2022	Transfer	33,562	0.06%	33,738	0.06	
	02-09-2022	Transfer	4,933	0.01%	38,671	0.07	
	16-09-2022	Transfer	(71)	0.00%	38,600	0.07	
	At the end of the year 31/03/2023					38,600	0.07
21	LJTANNA ENTERPRISES PRIVATE LIMITED						
	At the beginning of the year 01/04/2022			-	0.00%	-	0
Change during the year	01-07-2022	Transfer	1,878	0.00%	1,878	0	
	08-07-2022	Transfer	(1,878)	0.00%	-	0	
	05-08-2022	Transfer	126	0.00%	126	0	
	12-08-2022	Transfer	9,490	0.02%	9,616	0.02	
	19-08-2022	Transfer	6,958	0.01%	16,574	0.03	
	02-09-2022	Transfer	4,891	0.01%	21,465	0.04	
	09-09-2022	Transfer	4,148	0.01%	25,613	0.05	
	16-09-2022	Transfer	(63)	0.00%	25,550	0.05	
	06-01-2023	Transfer	10,000	0.02%	35,550	0.06	
	13-01-2023	Transfer	(11)	0.00%	35,539	0.06	
	20-01-2023	Transfer	(1,164)	0.00%	34,375	0.06	
	27-01-2023	Transfer	(375)	0.00%	34,000	0.06	
	10-03-2023	Transfer	(1,249)	0.00%	32,751	0.06	
17-03-2023	Transfer	(1,645)	0.00%	31,106	0.06		
	At the end of the year 31/03/2023					31,106	0.06


BOARD'S REPORT

S No.	Particulars	Date	Reason	Shareholding at the beginning of the year		Cumulative Shareholding during the year	
				No. of shares	% of total shares	No. of shares	% of total shares
22	TARUN JAIN						
	At the beginning of the year 01/04/2022			-	0.00%	-	0
	Change during the year	08-04-2022	Transfer	43,990	0.08%	43,990	0.08
	At the end of the year 31/03/2023					43,990	0.08
23	DHANTERASH SUPPLIERS PRIVATE LIMITED						
	At the beginning of the year 01/04/2022			-	0.00%	-	0.00
	Change during the year	22-04-2022	Transfer	1,71,601	0.31%	1,71,601	0.31
		29-04-2022	Transfer	63,965	0.12%	2,35,566	0.43
		06-05-2022	Transfer	78,299	0.14%	3,13,865	0.57
		15-07-2022	Transfer	95,678	0.17%	4,09,543	0.74
		22-07-2022	Transfer	25,001	0.05%	4,34,544	0.79
		29-07-2022	Transfer	52,010	0.09%	4,86,554	0.88
		05-08-2022	Transfer	24,744	0.04%	5,11,298	0.93
		12-08-2022	Transfer	6,367	0.01%	5,17,665	0.94
		26-08-2022	Transfer	104	0.00%	5,17,769	0.94
		25-11-2022	Transfer	10,765	0.02%	5,28,534	0.96
		02-12-2022	Transfer	10,261	0.02%	5,38,795	0.98
		09-12-2022	Transfer	1,615	0.00%	5,40,410	0.98
		16-12-2022	Transfer	2,855	0.01%	5,43,265	0.98
		23-12-2022	Transfer	934	0.00%	5,44,199	0.99
		30-12-2022	Transfer	700	0.00%	5,44,899	0.99
06-01-2023	Transfer	48	0.00%	5,44,947	0.99		
	At the end of the year 31/03/2023					5,44,947	0.99
24	PARTH SARDA						
	At the beginning of the year 01/04/2022			-	0.00%	-	0
	Change during the year	08-04-2022	Transfer	5,000	0.01%	5,000	0.01
		22-04-2022	Transfer	(5,000)	-0.01%	-	0
		25-11-2022	Transfer	25,000	0.05%	25,000	0.05
		23-12-2022	Transfer	630	0.00%	25,630	0.05
		30-12-2022	Transfer	24,370	0.04%	50,000	0.09
		27-01-2023	Transfer	(16,634)	-0.03%	33,366	0.06
		10-02-2023	Transfer	(1)	0.00%	33,365	0.06
		17-02-2023	Transfer	(1)	0.00%	33,364	0.06
		24-02-2023	Transfer	(2,207)	0.00%	31,157	0.06
		10-03-2023	Transfer	(11,720)	-0.02%	19,437	0.03
	At the end of the year 31/03/2023					19,437	0.03


BOARD'S REPORT
(v) Shareholding of Directors and Key Managerial Personnel:

S No.	Shareholding of each Directors and each Key Managerial Personnel	Date	Reason	Shareholding at the beginning of the year		Cumulative Shareholding during the year	
				No. of shares	% of total shares	No. of shares	% of total shares
1	Ms Veni Verma*						
	At the beginning of the year			-	0.00%	-	0.00%
	Changes during the year			-	0.00%	-	0.00%
	At the end of the year			-	0.00%	-	0.00%
2	Dr. Raj Kamal Aggarwal						
	At the beginning of the year			-	0.00%	-	0.00%
	Changes during the year			-	0.00%	-	0.00%
	At the end of the year			-	0.00%	-	0.00%
3	Mr. Girish Sharma						
	At the beginning of the year			-	0.00%	-	0.00%
	Changes during the year			-	0.00%	-	0.00%
	At the end of the year			-	0.00%	-	0.00%
4	Mr. Abhiram Tayal						
	At the beginning of the year			-	0.00%	-	0.00%
	Changes during the year			-	0.00%	-	0.00%
	At the end of the year			-	0.00%	-	0.00%
5	Mr. Ravindra Nath Leekha						
	At the beginning of the year			-	0.00%	-	0.00%
	Changes during the year			-	0.00%	-	0.00%
	At the end of the year			-	0.00%	-	0.00%
6	Mr. Rajeev Goyal*						
	At the beginning of the year			-	0.00%	-	0.00%
	Changes during the year			-	0.00%	-	0.00%
	At the end of the year			-	0.00%	-	0.00%
7	Dr. Vinita Jha						
	At the beginning of the year			-	0.00%	-	0.00%
	Changes during the year			-	0.00%	-	0.00%
	At the end of the year			-	0.00%	-	0.00%
8	Mr. Naresh Kumar Agarwal**						
	At the beginning of the year			1,246	0.00%	1,246	0.00%
	Changes during the year			-	0.00%	-	0.00%
	At the end of the year			1,246	0.00%	1,246	0.00%
9	Mr. Ranjit Malik**						
	At the beginning of the year			-	0.00%	-	0.00%
	Changes during the year			-	0.00%	-	0.00%
	At the end of the year			-	0.00%	-	0.00%

BOARD'S REPORT

S No.	Shareholding of each Directors and each Key Managerial Personnel	Date	Reason	Shareholding at the beginning of the year		Cumulative Shareholding during the year		
				No. of shares	% of total shares	No. of shares	% of total shares	
10	Mr. Neeraj Kanagat							
	At the beginning of the year			160	0.00%	160	0.00%	
	Changes during the year			-	0.00%	-	0.00%	
	At the end of the year			160	0.00%	160	0.00%	
11	Mr. Pravesh Srivastava							
	At the beginning of the year			-	0.00%	-	0.00%	
	Changes during the year			-	0.00%	-	0.00%	
	At the end of the year			-	0.00%	-	0.00%	

Notes:

*Ms. Veni Verma and Mr. Rajeev Goyal had resigned as an Non-executive Non-Independent Directors w.e.f 10th August 2022.

**Mr. Ranjit Malik and Mr. Naresh Kumar Agarwal were appointed as an Additional Non-executive Non-Independent Directors w.e.f 10th August 2022 and subsequently reappointed as Non-executive Non-Independent Directors in the AGM held on 29th September, 2022.


BOARD'S REPORT
V. INDEBTEDNESS

Indebtedness of the Company including interest outstanding/accrued but not due for payment.

(Amt. ₹/Lacs)

Particulars	Secured Loans excluding deposits	Unsecured Loans	Deposits	Total Indebtedness
Indebtedness at the beginning of the financial year				
i) Principal Amount	-	203.56	-	203.56
ii) Interest due but not paid	-	-	-	-
iii) Interest accrued but not due	-	-	-	-
Total (i+ii+iii)	-	203.56	-	203.56
Change in Indebtedness during the financial year				
* Addition	-	304.09	-	304.09
* Reduction	-	-	-	-
Net Change	-	304.09	-	304.09
Indebtedness at the end of the financial year				
i) Principal Amount	-	507.65	-	507.65
ii) Interest due but not paid	-	-	-	-
iii) Interest accrued but not due	-	-	-	-
Total (i+ii+iii)	-	507.65	-	507.65

VI. REMUNERATION OF DIRECTORS AND KEY MANAGERIAL PERSONNEL

A. Remuneration to Managing Director, Whole-time Directors and/or Manager

S No.	Particulars of Remuneration	Name of MD/WTD and Manager	Total Amount (₹)
	Name	-	-
	Designation	-	
1	Gross salary		-
	(a) Salary as per provisions contained in section 17(1) of the Income-tax Act, 1961	-	-
	(b) Value of perquisites u/s 17(2) Income-tax Act, 1961	-	-
	(c) Profits in lieu of salary under section 17(3) Income- tax Act, 1961	-	-
2	Stock Option	-	-
3	Sweat Equity	-	
	Commission	-	-
4	- as % of profit	-	-
	- others, specify	-	
5	Others, please specify	-	-
	Employer's contribution to Provident Fund	-	-
	Total	-	-


BOARD'S REPORT
B. Remuneration to other Directors

S No.	Particulars of Remuneration	Name of Directors					Total Amount (₹)
		Ms. Vinita Jha	Dr. Raj Kamal Agarwal	Mr. Ravinder Nath Leekha	Mr. Girish Sharma	Mr. Abhiram Tayal	
1	Independent Directors						
	Fee for attending board/committee meetings	60,000	1,50,000	80,000	1,50,000	40,000	4,80,000
	Commission	-	-	-	-	-	-
	Others, please specify	-	-	-	-	-	-
	Total (1)	60,000	1,50,000	80,000	1,50,000	40,000	4,80,000
2	Other Non-Executive Directors						
	Fee for attending board/ committee meetings	-	-	-	-	-	-
	Commission	-	-	-	-	-	-
	Others, please specify	-	-	-	-	-	-
	Total (2)	-	-	-	-	-	-
	Total (B)=(1+2)	60,000	1,50,000	80,000	1,50,000	40,000	4,80,000
	Total Managerial Remuneration	-	-	-	-	-	4,80,000
	Overall Ceiling as per the Act	The remuneration paid are within the ceiling calculated as per the provisions of section 198 of the Companies Act, 2013					

S No.	Particulars of Remuneration	Name of Directors				Total Amount (₹)
		Ms. Veni Verma	Mr. Rajeev Goyal	Mr. Ranjit Malik	Mr. N.K. Agarwal	
1	Independent Directors	-	-	-	-	-
	Fee for attending board committee meetings	-	-	-	-	-
	Commission	-	-	-	-	-
	Others, please specify	-	-	-	-	-
	Total (1)	-	-	-	-	-
2	Other Non-Executive Directors	-	-	-	-	-
	Fee for attending board committee meetings	-	-	-	-	-
	Commission	-	-	-	-	-
	Others, please specify	-	-	-	-	-
	Total (2)	-	-	-	-	-
	Total (B)=(1+2)	-	-	-	-	-
	Total Managerial Remuneration	-	-	-	-	-
	Overall Ceiling as per the Act	-				


BOARD'S REPORT
C. Remuneration to Key Managerial Personnel other than MD/Manager/WTD

S No.	Particulars of Remuneration	Name of Key Managerial Personnel		Total Amount (₹)
		Name	Mr. Neeraj Kanagat (CEO & CFO)	
	Designation			
1	Gross salary			
	(a) Salary as per provisions contained in section 17(1) of the Income-tax Act, 1961	94,93,260	21,88,660	1,16,81,920
	(b) Value of perquisites u/s 17(2) Income-tax Act, 1961	68,392	7,198	75,590
	(c) Profits in lieu of salary under section 17(3) Income- tax Act, 1961	-	-	-
2	Stock Option	-	-	-
3	Sweat Equity	-	-	-
4	Commission	-	-	-
	- as % of profit	-	-	-
	- others, specify	-	-	-
5	Others, please specify	-	-	-
	Employer's contribution to Provident Fund	6,42,708	1,45,416	7,88,124
	Total	1,02,04,360	23,41,274	1,25,45,634

VII. PENALTIES / PUNISHMENT/ COMPOUNDING OF OFFENCES:

Type	Section of the Companies Act	Brief Description	Details of Penalty / Punishment/ Compounding fees imposed	Authority [RD / NCLT/ COURT]	Appeal made, if any (give Details)
A. COMPANY					
Penalty					
Punishment			NIL		
Compounding					
B. DIRECTORS					
Penalty					
Punishment			NIL		
Compounding					
C. OTHER OFFICERS IN DEFAULT					
Penalty					
Punishment			NIL		
Compounding					

For and on behalf of the Board

 Place: New Delhi
Date: August 09, 2023

Dr. Raj Kamal Aggarwal
Chairperson


BOARD'S REPORT
Annexure -5
Particulars of employees as per the Companies (Appointment and Remuneration of Managerial Personnel) Rules, 2014 and forming part of Directors' Report for the Financial Year ended 31st March 2023
A) Employed throughout the Financial Year and in receipt of remuneration aggregating Rs.1,02,00,000/- or more per annum

S. No.	Name of the Employee	DOB	Age	Designation / Nature of Duties	Remuneration (Rupees)	Qualification	Experience (Years)	Date of Commencement of Employment	Last Employment
1	Shri Neeraj Kanagat	08-06-1963	60	CEO & CFO	1,02,04,360	Graduate	38	01.01.2011	Jindal Saw Limited

B) Employed for a part of the Financial Year and in receipt of remuneration aggregating Rs. 8,50,000/- or more per month

S. No.	Name of the Employee	DOB	Age	Designation / Nature of Duties	Remuneration (Rupees)	Qualification	Experience (Years)	Date of Commencement of Employment	Last Employment
NIL									

Notes:

- 1 Remuneration includes salary, commission, contribution to provident and other funds and perquisites including medical, leave travel, leave encashment and gratuity on payment basis and monetary value of taxable perquisites etc.

For and on behalf of the Board

 Place: New Delhi
Date: August 09, 2023

Dr. Raj Kamal Aggarwal
Chairperson


BOARD'S REPORT
Annexure-6
Statement of Disclosure of Remuneration under Section 197 of Companies Act, 2013 and Rule 5(1) of Companies (Appointment and Remuneration of Managerial Personnel) Rules, 2014.
i. Ratio of the remuneration of each Executive Director to the median remuneration of the employees of the company for the financial year 2022-23.

S. No.	Name of Director	Designation	Ratio of Remuneration of each director to the median remuneration
-	-	-	-

ii. Percentage increase in Remuneration of the Chief Executive Officer, Chief Financial Officer and other Executive Director and Company Secretary during the financial year 2022-23.

S. No.	Name of Director	Designation	Percentage increase in remuneration in the financial year
1	Mr. Neeraj Kanagat	CEO & CFO	12%
2	Mr. Pravesh Srivastava	Company Secretary	8%

- iii. The percentage increase in the median remuneration of Employees in the financial year 2022 – 23 was 8%.
- iv. There were 3 permanent employees on the rolls of the Company as on 31st March 2023.
- v. The average percentage increase in the last financial year 2022-23 made in the salaries of employees other than the managerial personnel was 11%. The average percentage increase in the salaries is an outcome of the individual as well as Company's performance.
- vi. It is hereby affirmed that the remuneration paid during the year is as per the Remuneration policy of the Company.

For and on behalf of the Board

 Place: New Delhi
 Date : August 09, 2023

Dr. Raj Kamal Aggarwal
 Chairperson



MANAGEMENT DISCUSSION AND ANALYSIS REPORT

Company overview

Hexa Tradex Limited's operations essentially focus on national and international trading of good and services. The company's key objective is to carry out the business of dealer, trader, import & export agents, representatives, contractors, buying and selling agents, brokers, importers, buyers, sellers & exporters and to buy, sell, or otherwise trade and deal in goods, produce, articles and merchandise of all types, on a wholesale, cash and carry basis. The products the company deals in, include minerals & metals, stainless & special steels, alloys, ferrous & non-ferrous metals, auto parts, tools & implements, dies jigs, steel pipes, tubes & pipe fittings, iron & steel products, cast iron, steel & tubular structural scrap, tubes & allied products, chemicals & petrochemicals, capital goods, household articles & general merchandise, groceries such as packaged food items, fruits & vegetables, household items like toiletries, electronics, electrical appliances, general merchandise, apparels, accessories, stationery items, over the counter drugs, home & office furnishing and beauty products.

OUTLOOK

The Global Economy

Global economic shocks in the past were severe but spaced out in time. This was witnessed in the third decade of this millennium. At least three shocks have hit the global economy since 2020. It all started with the pandemic-induced contraction of the global output, followed by the Russian-Ukraine conflict leading to a worldwide surge in inflation. Subsequently, the central banks across economies led by the Federal Reserve responded with synchronised policy rate hikes to curb inflation. The rate hike by the US Fed drove capital into the US markets causing the US Dollar to appreciate against most currencies. This led to the widening of the Current Account Deficits (CAD) and increased inflationary pressures in net importing economies. The rate hike and persistent inflation also led to a lowering of the global growth forecasts for 2022 and 2023 by the IMF in its October 2022 update of the World Economic Outlook. The vulnerability of the Chinese economy further contributed to weakening the growth forecasts. Slowing global growth, apart from monetary tightening may also lead to a financial contagion emanating from the advanced economies where the debt of the non-financial sectors has risen the most since the global financial crisis. With persisting inflation in the advanced economies and the central banks hinting at further rate hikes, downside risks to the global economic outlook appear elevated. (As per Economic Survey 2022-23)

The Indian Economy

India marked 2022 as the 75th year of Independence. India became the world's fifth largest economy, measured in current dollars. India's GDP has reached \$3.75 trillion in 2023, from around \$2 trillion in 2014; moving from 10th largest to 5th largest economy in the world. India is now being called a Bright Spot in the global economy.

The rise in consumer prices has slowed considerably. The annual rate of inflation is below 6 per cent. Wholesale prices are rising at a rate below 5 per cent. Although the high oil price this year compared to last year, has inflated India's import bill and caused the merchandise trade deficit to balloon, concerns over the current account deficit and its financing had ebbed as the year rolled on. Foreign exchange reserve levels are comfortable and external debt is low. India had a good monsoon, and reservoir levels are higher than the last 10-year average. The fundamentals of the Indian economy are sound as it enters its 'Amrit Kaal', the 25-year journey towards its centenary as a modern, independent nation. Policies pursued carefully and consciously have ensured that the recovery is robust and sustainable.

India is currently the world's fastest-growing economy, according to institutions like the World Bank and IMF. With a GDP growth rate of 7.2%, India is expected to become the third-largest economy, surpassing Japan and Germany by 2027.



MANAGEMENT DISCUSSION AND ANALYSIS REPORT

Opportunities

A large customer base, developing economy, vast middle class and a growing young population with higher spending power, sets India as an important target for any establishment seeking a market for its product and services. Several multinational corporations consider India as a potential market that contributes significantly to their top and bottom line.

The 'Made in India' and 'AatmaNirbhar Bharat' initiatives of the Indian government aim to boost local production and increase the competitiveness of Indian industries. This presents many prospects for Hexa Tradex to expand its operations locally.

Government Policies like Production Linked Incentive (PLI), Jal Jeevan Mission and PM Ji-van Yojana that are targeting development in various sectors like infrastructure, housing and development, offer many opportunities for the company to further strengthen its position.

Challenges

Trading businesses are associated with various risks and challenges which can be faced on account of domestic and global economic scenarios, geo-political conditions, competition, trade protection measures by various economies, and more. The success of any business always depends on its ability to face challenges and survive.

Unexpected circumstances, such as the Russia-Ukraine conflict, can affect the company's operations, supply chain, product demand and severely disrupt logistics. In the framework of international trade, geopolitical conflicts can present a threat to the company's business. Geopolitical conflicts can result in trade barriers, taxes and other trade restrictions, limiting Hexa Tradex's trading opportunities due to limited access to new markets.

Towards this end, Hexa Tradex consistently works on developing various systems and strategies to equip itself for any unforeseen contingencies.

Risk Management

There is a considerable risk involved in trading and financing businesses. Since the company operates in a volatile industry, its investments and performance are shaped by mega-trends in the operating environment. The company's operations and future performance depend on how these existing scenarios affect its capacity to deliver on its commitments. Adverse regulatory or economic conditions in the global market, for instance, can directly and negatively affect the company's revenues.

Hexa Tradex believes that risk management is not a one-off exercise. Continuous monitoring and reviewing are crucial for the success of the risk management approach, which ensures that risks have been correctly identified & assessed, and the right controls put in place. It is also a way to learn and take corrective measures from past experiences.

Hexa Tradex has identified the following major risks to its business:

- a) Strategic Risk: Trading businesses are highly competitive in nature.
- b) Commercial Risks: Business failures of vendors or customers pose a risk to the business.
- c) Financial Risks: Trading businesses are also exposed to financial risks because of non or delayed payments by customers. Increase in financial costs also poses a risk which can significantly impact margins and profitability. Hexa Tradex takes into account the profitability on a case-to-case basis. However, it does not compromise significantly on the credit risk, unless the transaction is with regular customers.



MANAGEMENT DISCUSSION AND ANALYSIS REPORT

- d) Geo Political Risks: Cross-border trading transactions are subject to political and global economic risks. Hexa Tradex upholds an effective strategy and risk management system to safeguard itself against a wide range of risks. The management of the company considers various elements, analyses the risks involved and then takes effective steps to reduce risk. The management system is reviewed periodically and suitable changes are made based on the risks prevailing in the current market scenario.

Financial Performance

The company's total revenue from operations, for the year under review is ₹ 4.77 lakhs as compared to ₹ 1.89 lakhs in the previous year. The Company has suffered a loss of ₹ 282.44 lakhs for the year under review, as compared to a loss of ₹ 178.94 lakhs in the previous year. The Company's reserve & surplus decreased to ₹ 1,93,625.54 lakhs as on March 31, 2023 as compared to ₹ 2,12,712.95 lakhs as on March 31, 2022. The decrease is due to recognition of loss of ₹ 18,804.97 lakhs (net of taxes) in Other Comprehensive Income (OCI) on account of fair valuation of investments (Quoted and Unquoted) of ₹ 18,804.74 lakhs (net of taxes) for the year under review. As on March 31, 2023 the net worth of the company decreased to ₹ 1,94,730.45 lakhs in comparison to ₹ 2,13,817.86 lakhs as on March 31, 2022.

Adequacy of Internal Control System

Hexa Tradex has a reliable and effective system of internal control to ensure that all assets are safeguarded and protected against loss from unauthorised use or disposition, and that all transactions are authorised, recorded and reported correctly. The company has an internal audit and control department to monitor, review and update internal controls on a regular basis. It has put into place a well-defined organisational structure, authority levels and internal guidelines to conduct its business operations. The internal audit and control department conduct audits of all key business areas, as per the pre-drawn audit plan. The audit plan is approved by the audit committee, which regularly reviews compliances to the plan. All audit observations and follow-up actions are reported to the committee. It periodically reviews audit plans, observations & recommendations of the audit report with reference to significant risk areas, and adequacy & efficacy of these controls.

Human Resources and Industrial Relations

Hexa Tradex has a process driven recruitment policy and believes in nurturing and retaining its talented pool of professionals. However, retention of human resources often poses a challenge in growing business organisations. The business as of now involves a limited number of professionals but keeping the company's growth trend in mind, it foresees a requirement for additional talent, with the requisite experience and qualifications, in the near future.

Cautionary Statement

The statement in this Management Discussion and Analysis report, describing Hexa Tradex's outlook, projections, estimates, expectations or predictions may be a 'forward looking statement' within the meaning of applicable securities, laws or regulations. Actual results could differ materially from those expressed or implied.

**CERTIFICATE REGARDING COMPLIANCE OF CONDITIONS OF CORPORATE GOVERNANCE**

To,

The Members of
Hexa Tradex Limited
A-1, UPSIDC Industrial Area,
Nandgaon Road, Kosi Kalan,
Mathura-2 81403, Uttar Pradesh

We have examined the compliance of the conditions of the Corporate Governance by Hexa Tradex Limited ("the Company") for the Financial Year ended 31st March, 2023, as stipulated in Regulations 17 to 27 and clauses (b) to (i) of Regulation 46(2) and para C, D and E of Schedule V of the Securities and Exchange Board of India (Listing Obligations and Disclosure Requirements) Regulations, 2015 [hereinafter referred to as "Listing Regulations"].

The compliance of the conditions of the Corporate Governance is the responsibility of the Management of the Company. Our examination was limited to review of the procedures and implementation thereof, adopted by the Company for ensuring compliance with the conditions of Corporate Governance as stipulated in the said Regulations. It is neither audit nor an expression of the opinion on the Financial Statements of the Company.

In our opinion and to the best of our information and according to the explanations given to us and the representations made by the Management, we certify that the Company has complied with the conditions of Corporate Governance as stipulated in the above mentioned "Listing Regulations" except Compliance of Regulation 23 3(2), (3) & (4) of SEBI LODR, Regulation 31 of the SEBI (LODR) Regulations, 2015, Regulation 3 of the SEBI (Substantial Acquisition of Shares and Takeover) Regulations, 1997 and Regulation 38 of SEBI LODR and Rule 19(2) and Rule 19A of SEBI Securities Contracts (Regulation) Rules, 1957. However, Acquirers have acquired 29.01% Equity Shares tendered by the Public in the Delisting Offer made by the company. Consequently, the Promoter and Promoter Group holding has increased to 50895475 Equity Shares (92.13%) of the total Equity Shares. Thereafter, the Company has made an application with BSE and NSE for obtaining final delisting approval, which is pending with both Stock Exchanges since more than a year as applicable during the year ended 31st March, 2023.

We further state that such compliance is neither an assurance as to the future viability of the Company nor of the efficiency or effectiveness with which the management has conducted the affairs of the Company.

FOR AWANISH DWIVEDI & ASSOCIATES
COMPANY SECRETARIES

CS Awanish Dwivedi
Membership No.: F8055
CP No.: 9080
UDIN: F008055E000778770

Place: New Delhi
Date: 09.08.2023

Peer Review
Certificate No. 1632/2021



CORPORATE GOVERNANCE REPORT

(1) COMPANY'S PHILOSOPHY

The Company's Philosophy on Corporate Governance envisages the attainment of highest level of transparency, accountability and equity in all facets of its operations and in all its interactions with its stakeholders including shareholders, employees, lenders and the Government. The Company believes that all its operations and actions must serve the underlying goal of enhancing overall shareholder value over a sustained period of time.

(2) BOARD OF DIRECTORS

i) COMPOSITION OF BOARD

The composition of Board of Directors during the year ended 31st March, 2023 are in conformity with Regulation 17 of the SEBI (Listing Obligations and Disclosures Requirements) Regulations 2015 (SEBI Listing Regulations) read with Section 149 of the Companies Act, 2013, the details of their directorships, chairmanships/ memberships of the Committees are given below:

Name of Director	Category of Director	DIN	No. of Directorships and Committee Memberships/Chairmanship in other public companies		
			Directorship	Committee Chairmanship@	Committee Membership@
Dr. Raj Kamal Aggarwal	Independent- Non Executive	00005349	8	3	7
Shri Girish Sharma	Independent-Non Executive	05112440	4	1	5
Ms. Veni Verma*	Non-Executive	07586927	Nil	Nil	Nil
Mr. Abhiram Tayal	Independent- Non Executive	00081453	2	Nil	Nil
Mr. Ravinder Nath Leekha	Independent- Non Executive	00888433	6	1	5
Mr. Rajeev Goyal*	Non-Executive	07003755	3	Nil	1
Dr. Vinita Jha	Independent-Non Executive	08395714	1	Nil	Nil
Mr. Ranjit Malik**	Non-Executive	00059379	4	Nil	1
Mr. Naresh Kumar Agarwal**	Non-Executive	03552469	4	Nil	Nil

* Ms. Veni Verma and Mr. Rajeev Goyal had resigned as an Non-executive Non-Independent Directors w.e.f 10th August 2022.

** Mr. Ranjit Malik and Mr. Naresh Kumar Agarwal were appointed as an Additional Non-executive Non-Independent Directors w.e.f 10th August 2022 and subsequently reappointed as Non-executive Non-Independent Directors in the AGM held on 29th September, 2022.

None of the directors are related to each other.

None of the Directors on the Board holds directorships in more than ten public companies and none of the Independent Directors serves as an independent director on more than seven listed entities. Necessary disclosures including the declaration under Regulation 25(8) of SEBI Listing Regulations have been obtained from the Independent Directors.

@ Includes only Audit Committee and Stakeholders' Relationship Committee.


CORPORATE GOVERNANCE REPORT
ii) Other listed Company where the person holding Directorship:

Name of the Director	Name of the Company	Category of Directorship
Dr. Raj Kamal Aggarwal	JITF Infralogistics Limited	Independent Director & Chairperson
	Jindal Saw Limited	Independent Director
	Jindal Drilling & Industries Limited	Independent Director
Shri Girish Sharma	JITF Infralogistics Limited	Independent Director
	Jindal Saw Limited	Independent Director
Ms. Veni Verma	JITF Infralogistics Limited	Director
Shri Abhiram Tayal	Jindal Saw Limited	Independent Director
	Hisar Metal Industries Limited	Executive & Managing Director
Shri Ravinder Nath Leekha	Jindal Saw Limited	Independent Director
Mr. Rajeev Goyal	-	-
Dr. Vinita Jha	Jindal Saw Limited	Independent Director
Mr. Ranjit Malik	-	-
Mr. Naresh Kumar Agarwal	-	-

iii) BOARD MEETINGS AND ATTENDANCE RECORD OF EACH DIRECTOR

The Board of Directors met 5 (Five) times during the year ended 31st March, 2023. These meetings of the Board of Directors were held on 26th May, 2022, 30th May, 2022, 10th August, 2022, 10th November, 2022 and 9th February, 2023. The attendance of each of the Directors including at last Annual General Meeting is as follows:-

Director	No. of Board Meetings Attended	Attended at the last AGM held on 29th September, 2022
Dr. Raj Kamal Aggarwal	5	No
Shri Girish Sharma	5	No
Ms. Veni Verma	3	No
Shri Abhiram Tayal	4	No
Shri Ravinder Nath Leekha	5	No
Mr. Rajeev Goyal	3	No
Dr. Vinita Jha	5	No
Mr. Ranjit Malik	2	No
Mr. Naresh Kumar Agarwal	2	Yes

iv) FAMILIARISATION PROGRAMMES FOR BOARD MEMBERS

The Board members are provided with necessary documents/brochures, reports and internal policies to enable them to familiarize with the Company's procedures and practices.

Periodic presentations are made at the Board and Board Committee Meetings on business and performance updates of the Company, global business environment, business strategy and risks involved. Detailed presentations on the Company's business segments were made at the separate meeting of the Independent Directors held during the year.



CORPORATE GOVERNANCE REPORT

Updates on relevant statutory changes and landmark judicial pronouncements encompassing important laws are regularly circulated to the Directors.

The details of such familiarization programs for Independent Directors are posted on the website of the Company and can be accessed at <https://hexatradex.com/wp-content/uploads/2015/08/Familiarization-Programme-of-Independent-Directors.pdf>

v) SHAREHOLDING OF NON-EXECUTIVE DIRECTORS IN THE COMPANY AS ON 31ST MARCH, 2023 IS AS FOLLOWS:

Name of Director	No. of equity shares
Dr. Raj Kamal Aggarwal	Nil
Shri Girish Sharma	Nil
Ms. Veni Verma	Nil
Shri Abhiram Tayal	Nil
Shri Ravinder Nath Leekha	Nil
Shri Rajeev Goyal	Nil
Dr. Vinita Jha	Nil
Shri Ranjit Malik	Nil
Shri Naresh Kumar Agarwal	1246

vi) THE BOARD HAS IDENTIFIED THE FOLLOWING SKILLS / EXPERTISE / COMPETENCIES FUNDAMENTAL FOR THE EFFECTIVE FUNCTIONING OF THE COMPANY WHICH ARE CURRENTLY AVAILABLE WITH THE BOARD:

S. No.	Name of Director	Designation	Special Knowledge / Practical Experience
1	Dr. Raj Kamal Aggarwal	Chairperson, Independent Director	Finance & Accounts Auditing Corporate law & Governance General Management
2	Shri Ravinder Nath Leekha	Independent Director	Auditing Industrial Experience R & D General Management
3	Shri Abhiram Tayal	Independent Director	Industrialist General Administration Corporate law & Governance General Management
4	Shri Girish Sharma	Independent Director	Taxation Finance Accountancy Business Administration General Management
5	Ms. Veni Verma	Non-Executive Non Independent	Human Resource Administration General Management
6	Shri Rajeev Goyal	Non-Executive Non Independent	Taxation Finance General Management
7	Dr. Vinita Jha	Independent Director	Human Resource Administration Social initiatives General Management
8	Shri Ranjit Malik	Non-Executive Non Independent	General Management Finance
9	Shri Naresh Kumar Agarwal	Non-Executive Non Independent	Fellow Chartered Accountant Associate Company secretary Finance, Accounts, Taxation and Business Strategic functions.



CORPORATE GOVERNANCE REPORT

The Company's Board comprises of qualified Members who bring in the required skills, competence and expertise that allow them to make effective contributions to the Board and its Committees. The Board Members are committed to ensure that the Company's Board is in compliance with the highest standards of Corporate Governance.

vii) FULFILMENT OF THE INDEPENDENCE CRITERIA BY THE INDEPENDENT DIRECTORS

The Board of Directors, based on the declarations received from the Independent Directors, confirmed that they meet the criteria of independence as mentioned under Regulation 16(1)(b) of the SEBI Listing Regulations and Section 149(6) of the Companies Act, 2013 that they are Independent of the management. In terms of Regulation 25(8) of SEBI Listing Regulations, the Independent Directors have confirmed that they are not aware of any circumstance or situation which exists or may be reasonably anticipated that could impair or impact their ability to discharge their duties.

viii) PERFORMANCE EVALUATION

Pursuant to the provisions of the Companies Act, 2013 read with SEBI Listing Regulations, 2015, a Board Evaluation Framework has been approved by the Nomination and Remuneration Committee (NRC) and the Board.

The Board carried out an annual performance evaluation of its own performance, the Independent Directors individually as well as of the Board. The performance evaluation of the Executive and Non-Executive Directors, including Chairman and Board of Directors as whole was carried out by the Independent Directors. The purpose of the Board evaluation is to achieve persistent and consistent improvement in the governance of the Company at the Board level with the participation of all concerned in an environment of harmony. The Board acknowledges its intention to establish and follow best practices in Board Governance in order to fulfil its fiduciary obligation to the Company. The Board believes the evaluation will lead to a closer working relationship among the Board members, greater efficiency in the use of the Board's time and increased effectiveness of the Board as a governing body.

The Directors expressed their satisfaction with the evaluation process.

(3) AUDIT COMMITTEE

(i) COMPOSITION & MEETINGS

As on 31st March, 2023, the Audit Committee comprised of 2 Independent Directors and 1 Non-Executive Director as its members. The Chairperson of the Committee is an Independent Director. The composition of the Audit Committee are in conformity with the requirements of the Companies Act, 2013 and SEBI Listing Regulations.

During the year ended 31st March, 2023, the Committee met 6 (Six) times on 12th April, 2022, 26th May, 2022, 30th May, 2022, 10th August, 2022, 10th November, 2022 and 9th February, 2023. The composition and attendance of the members in the meetings are as follows: -

Name of Member	Designation	Category	No of Committee meeting during the year	
Dr. Raj Kamal Aggarwal	Chairperson	Independent	6	6
Shri Girish Sharma	Member	Independent	6	6
Ms. Veni Verma*	Member	Non-Executive	6	4
Mr. Naresh Kumar Agarwal **	Member	Non-Executive	6	2



CORPORATE GOVERNANCE REPORT

*Ms. Veni Verma has resigned w.e.f 10th August 2022 as a Non-executive Non-Independent Director and as well as member of Audit committee.

** Mr. Naresh Kumar Agarwal was appointed w.e.f 10th August 2022 as a Non-executive Non-Independent Director and as well as member of Audit committee by reconstitution.

Mr. Pravesh Srivastava, Company Secretary, is the Secretary of the Committee. Head of Finance & Accounts Department, Statutory Auditors and Internal Auditors attend the meetings of the Audit Committee. The Audit Committee deals with the various aspects of financial statements including quarterly, half yearly and annual results, adequacy of internal controls & internal audit functions, compliance with accounting standards and Company's financial & risk management policies etc. It reports to the Board of Directors about its findings & recommendations pertaining to above matters.

(ii) TERMS OF REFERENCE

The role and terms of Audit Committee covers the area of Regulation 18 of SEBI Listing Regulations and section 177 of the Companies Act, 2013 besides other terms as may be referred to by the Board of Directors of the Company. The minutes of the Audit Committee are taken note by the Board of Directors at their meetings.

(4) NOMINATION AND REMUNERATION COMMITTEE

(I) COMPOSITION & MEETINGS

As on 31st March, 2023, the Nomination and Remuneration Committee comprised of 2 Independent Directors and 1 Non-Executive Director. The Chairperson of the Committee is an Independent Director. The composition of the Nomination and Remuneration Committee are in conformity with the requirements of the Companies Act, 2013 and SEBI Regulations.

During the year ended 31st March, 2023 the Committee met (2) times on 26th May, 2022 and 10th August, 2022. The composition and attendance of the members of the Committee are as follows:

Name of Member	Designation	Category	No of Committee meeting during the year	
			Held	Attended
Shri Girish Sharma	Chairperson	Independent	2	2
Dr. Raj Kamal Aggarwal	Member	Independent	2	2
Ms. Veni Verma*	Member	Non-Executive	2	2
Shri Naresh Kumar Agarwal **	Member	Non-Executive	2	-

*Ms. Veni Verma has resigned w.e.f 10th August 2022 as a Non-executive Non-Independent Director and as well as member of Nomination and Remuneration Committee.

** Mr. Naresh Kumar Agarwal was appointed w.e.f 10th August 2022 as a Non-executive Non-Independent Director and as well as member of Nomination and Remuneration Committee by reconstitution.

(II) THE TERMS OF REFERENCE:-

The role and terms of Nomination and Remuneration Committee covers the area of Regulation 19 of SEBI Listing Regulations and section 178 of the Companies Act, 2013 besides other terms as may be referred to by the Board of Directors of the Company. The minutes of the Nomination and Remuneration Committee are taken note by the Board of Directors.



CORPORATE GOVERNANCE REPORT

To approve the payment of remuneration to Managerial Personnel as per the Policy laid down by the Committee. The Committee has approved the Nomination and Remuneration Policy. The link for policy is <https://hexatradex.com/wp-content/uploads/2015/08/POLICY-REMUNERATION-POLICY-OF-Hexa.pdf>.

(5) DETAILS OF REMUNERATION PAID TO DIRECTORS

(a) REMUNERATION PAID TO NON-EXECUTIVE DIRECTORS

During the year ended 31st March, 2023 the Non-Executive Directors were paid the sitting fee and commission as follows:-

Name of Director	Sitting Fee
	(Rs.)
Dr. Raj Kamal Aggarwal	1,50,000
Mr. Girish Sharma	1,50,000
Ms. Veni Verma	-
Mr. Ravinder Nath Leekha	80,000
Mr. Abhiram Tayal	40,000
Mr. Rajeev Goyal	-
Dr. Vinitha Jha	60,000
Mr. Ranjit Malik	-
Mr. Naresh Kumar Agarwal	-

(b) REMUNERATION PAID TO EXECUTIVE DIRECTOR

There is no executive directors on the rolls of the Company hence, no remuneration was paid during the year ended 31st March, 2023.

(6) STAKEHOLDERS RELATIONSHIP COMMITTEE

(i) COMPOSITION & MEETINGS

As on 31st March, 2023, the Stakeholders Relationship Committee comprised of 2 Independent Director and 1 Non-Executive Director. The Chairperson of the Committee is an Independent Director. The composition of the Stakeholders Relationship Committee are in conformity with the requirements of the Companies Act, 2013 and SEBI (Listing Obligations and Disclosure Requirements) Regulations, 2015.

During the year ended 31st March, 2023 the Committee met only once on 9th February, 2023. The composition and attendance of the members of the Committee are as follows:

Name of Member	Designation	Category	No of Committee meeting during the year	
			Held	Attended
Dr. Raj Kamal Aggarwal	Chairperson	Independent	1	1
Shri Girish Sharma	Member	Independent	1	1
Ms. Veni Verma*	Member	Non-Executive	1	-
Shri Naresh Kumar Agarwal**	Member	Non-Executive	1	1



CORPORATE GOVERNANCE REPORT

*Ms. Veni Verma has resigned w.e.f 10th August 2022 as a Non-executive Non-Independent Director and as well as member of Stakeholders Relationship Committee.

** Mr. Naresh Kumar Agarwal was appointed w.e.f 10th August 2022 as a Non-executive Non-Independent Director and as well as member of Stakeholders Relationship Committee by reconstitution.

Mr. Pravesh Srivastava, Company Secretary, is the compliance officer of the Company.

(ii) TERMS OF REFERENCE

The role and terms of Stakeholders' Relationship Committee covers the area of Regulation 20 of the SEBI Listing Regulations and Section 178 of the Companies Act, 2013 besides other terms as may be referred to by the Board of Directors of the Company. The minutes of the Stakeholders' Relationship Committee are taken note by the Board of Directors.

(iii) SHAREHOLDERS' COMPLAINT / TRANSFER OF SHARES

The details of shareholders' / investors' complaints received / disposed off during the year under review are as follows:-

No. of Shareholders' Complaints received during the year	No. of Complaints Resolved	No. of pending complaints
12	12	0

Further, as on 31st of March, 2023 no request for transfer/transmission was pending for approval.

(7) CORPORATE SOCIAL RESPONSIBILITY COMMITTEE (CSR COMMITTEE)

(i) COMPOSITION & MEETINGS

As on 31st March, 2023, the Corporate Social Responsibility Committee comprised of 2 (Two) Independent Directors and 1 (One) Non-Executive Director. The Composition of the CSR Committee are in conformity with the requirements of the Companies Act, 2013 and the SEBI Listing Regulations.

Since the average net profit for the financial year is negative. Hence, the spending and Corporate Social Responsibility Committee Meeting requirement is not applicable during the financial year under review.

(ii) TERMS OF REFERENCE

The role and terms of CSR Committee covers the area of Section 135 of the Companies Act, 2013.

(8) RISK MANAGEMENT COMMITTEE

(i) COMPOSITION & MEETINGS

The Board of Directors has formed Risk Management Committee comprised of 2(Two) Non-Executive Non-Independent Directors, 1(One) Independent Director, and 1(One) Senior level employee as members. Shri Naresh Kumar Agarwal, Non-Executive Non-Independent Director is the Chairperson of the Committee. The Composition of the Risk Management Committee is in conformity with requirements of the SEBI Listing Regulations.

During the year ended 31st March, 2023 the Committee met 2 (Two) times on 16th September, 2022 and 9th February, 2023. The composition and attendance of the members of the Committee are as follows:

CORPORATE GOVERNANCE REPORT

Name of Member	Designation	Category	No. of Committee Meeting during the year	
			Held	Attended
Shri Naresh Kumar Agarwal *	Chairperson	Non-Executive	2	2
Shri Ranjit Malik*	Member	Non-Executive	2	2
Shri Ravinder Nath Leekha	Member	Independent	2	2
Shri Neeraj Kanagat	Member	Employee	2	2
Ms. Veni Verma**	Member	Non-Executive	2	-
Mr. Rajeev Goyal**	Member	Non-Executive	2	-

*Mr. Naresh Kumar Agarwal and Mr. Ranjit Malik was appointed w.e.f 10th August 2022 as a Non-executive Non-Independent Director and as well as Chairperson and member respectively of Risk Management Committee by reconstitution.

**Ms. Veni Verma and Mr. Rajeev Goyal had resigned w.e.f 10th August 2022 as a Non-executive Non-Independent Director and as well as member of Risk Management Committee.

(ii) TERMS OF REFERENCE:-

The role and terms of Risk Management Committee covers the area of Regulation 21 of the SEBI Listing Regulations besides other terms as may be referred to by the Board of Directors of the Company. The minutes of the Risk Management Committee are taken note by the Board of Directors.

The Risk Management Policy of the Company is available on the website of the Company at <https://hexatradex.com/wp-content/uploads/2020/11/Risk-Management-Policy.pdf>

(9) NUMBER OF SUBSISTING AGREEMENTS AS PER CLAUSE 5A TO PARA A OF PART A OF SCHEDULE III

There are no such subsisting agreements of the company from the date of applicability of these provisions till date.

(10) GENERAL BODY MEETINGS

- (i) The details of general meetings held in last three years at the regd. Office at A-1, UPSIDC Industrial Area, Nandgaon Road, Kosi Kalan-281403, Distt. Mathura, U.P. and that of the special resolution(s) passed are as under: -

AGM/EGM	DATE	TIME	No. & subject matter of special resolutions
9th AGM	25.09.2020	2.00 p.m.	1*
10th AGM	29.09.2021	12:30 p.m.	6**
11th AGM	29.09.2022	12:30 p.m.	7***

*Under Section 149 and 152 of the Companies Act, 2013.

**Under Section 149 and 152 of the Companies Act, 2013.

***Under Section 149, 152 and 188 of the Companies Act, 2013.

- (ii) During the Year under review, one special resolution was passed on 1st May, 2022 through postal ballot only by voting through electronic means (remote e-voting) to consider the approval of



CORPORATE GOVERNANCE REPORT

proposal related to voluntary delisting of equity shares of the company from BSE Ltd and National Stock Exchange of India Ltd. where presently equity shares are listed.

(11) OTHER DISCLOSURES

- (i) Disclosures on materially significant related party transactions, i.e. the Company's transactions that are of material Value:

None of the transactions with any of related parties were in conflict with the Company's interest. Attention of members is drawn to the disclosure of transactions with related parties set out in Note of Standalone Financial Statements, forming part of the Annual Report. All related party transactions are negotiated on an arm's length basis, and are intended to further the Company's interests. The policy on Related Party Transactions is posted on the website of the Company and can be accessed at <https://hexatradex.com/wp-content/uploads/2020/11/Policy-on-Related-Party-Transaction.pdf>.

- (ii) All the related party transactions are in compliance with the provisions of SEBI Listing Regulations as applicable during the financial year ended 31st March, 2023 except the once instance where a material transaction between Siddeshwari Tradex Private Limited (related party) of the Company and Hexa Securities and Finance Company Limited ('Material Subsidiary') of the Company took place during the financial year 2022-23 for which members approval in the AGM held on 2022 was not taken resulting into violation of Regulation 23 (2), (3) and (4) of the SEBI Listing Regulations. The detailed information can be referred to in the Directors' Report in respect of remark of Secretarial Auditors in this regard.
- (iii) The Company had, of its own, informed SEBI of the historical and inadvertent error in classification of one of the Promoter Group entities as a public shareholder in the shareholding pattern. Subsequently, SEBI issued a show cause notice dated 1st February, 2022. In response to the show cause notice, the Company filed a reply on 22nd April, 2022. In addition, the Company has also filed a settlement application with SEBI on 4th April, 2022 for amicable settlement of the matter. The matter is pending before SEBI.
- (iv) The Company has established a vigil mechanism / whistle Blower Policy and the same has been uploaded at the website of the Company and no person has been denied to access to Audit Committee.
- (v) The Board of Directors has accepted recommendations made to them by any Committees of the Board in the relevant financial year.
- (vi) The Policy for determining Material Subsidiaries is posted on the website of the Company and can be accessed at <https://hexatradex.com/wp-content/uploads/2020/11/Policy-for-Determining-Material-Subsidiaries.pdf>.
- (vii) The Company has complied with the requirement of provisions of SEBI Listing Regulations. The Company has not entirely adopted discretionary requirements as specified in Part E of Schedule II of SEBI Listing Regulations, which are non-mandatory requirement of the said clause during the year under review.
- (viii) Details of utilization of funds raised through preferential allotment or qualified institutions placement as specified under Regulation 32 (7A) of the SEBI Listing Regulations- Not applicable
- (ix) The Company is in compliance with the requirements stipulated under Regulation 17 to 27 read with Schedule V and clauses (b) to (i) of sub-regulation (2) of Regulation 46 of SEBI Listing Regulations, as applicable, with regard to corporate governance.



CORPORATE GOVERNANCE REPORT

(x) Prevention of Sexual Harassment:

The Company follows an Anti-Sexual Harassment Policy in line with the requirements of Sexual Harassment of Women at Workplace (Prevention, Prohibition and Redressal) Act, 2013. The main objective of the Act is to provide:

- Protection against and Prevention of sexual harassment of women at workplace
- Redressal of complaints of sexual harassment

The Company as an equal employment opportunity provides and is committed to creating a healthy working environment that enables employees to work without fear of prejudice, gender bias and sexual harassment. The Company also believes that all employees of the Company have the right to be treated with dignity. Sexual harassment at the work place or other than work place, if involving employees, is a grave offence and is, therefore, punishable.

Number of complaints received and resolved in relation to Sexual Harassment of Women at Workplace (Prevention, Protection, and Redressal) Act, 2013: during the year under review and their breakup is as under:

- | | |
|--|-----|
| a) No. of Complaints filed during the year ended 31.03.2023: | NIL |
| b) No. of Complaints disposed of during the financial year: | NIL |
| c) No. of pending Complaints as on 31.03.2023: | NIL |

(viii) Detail of fees paid to the statutory auditors and all entities in the network firm/network entity of which the statutory auditors are as follows:

Particulars	Amount paid during FY 2022-23 (Rs. in Lakhs)
Audit fee	2.00
Tax audit fee	0.75
Certification/others	-
Total	2.75

(12) MEANS OF COMMUNICATION

(i)	Quarterly Results	The quarterly results of the Company are submitted to the Stock Exchanges as well as published in the newspapers as per the requirement of SEBI Listing Regulations. These results are also posted on website of the Company.
(ii)	Newspapers wherein results normally published	English: Financial Express Hindi: Jansatta
(iii)	Any website, where displayed	The results are displayed on the website of the Company, i.e. www.hexatradex.com
(iv)	Whether it also displays official news releases	No
(v)	The presentation made to institutional investors or to the analyst	Nil



CORPORATE GOVERNANCE REPORT

(vi) NSE Electronic Application Processing System (NEAPS):

The NEAPS is a web based application designed by NSE for corporates. All periodical compliance filings like shareholding pattern, corporate governance report, media releases, among others are filed electronically on NEAPS.

(vii) BSE Corporate Compliance & Listing Centre (the 'Listing Centre')

BSE's Listing Centre is a web based application designed for corporates. All periodical compliance filings like shareholding pattern, corporate governance report, media releases, among others are filed electronically on Listing Centre.

(viii) Corporate Filing and Dissemination System (CFDS):

The CFDS portal jointly owned, managed and maintained by BSE & NSE is single source to view information filed by listed Companies. All disclosures and communications to BSE and NSE are filed electronically through the CFDS portal. In particular, the Company informs BSE and NSE all price sensitive matters or such other matters which in its opinion are materials and of relevance to the members.

(ix) SEBI Complaints Redressal System (SCORES)

The investor complaints are processed in a centralized web based complaints redress system. The salient features of this system are: Centralized Data Base of all complaints, online upload of Action Taken Report (ATRs) by the concerned companies and online viewing by investors of action taken on the complaint and its current status.

(13) GENERAL SHAREHOLDER INFORMATION

(i) Annual General Meeting (AGM)

Day & Date	: Friday, 29th September, 2023
Time	: 02:00 PM
Venue	: A-1, UPSIDC Indl. Area, Nandgaon Road, Kosi Kalan, Distt. Mathura – 281 403

(ii) Financial year (1st April, 2023 to 31st March, 2024)

(a)	First quarterly results	On or Before 14th of August, 2023
(b)	Second quarterly results	On or Before 14th of November, 2023
(c)	Third quarterly results	On or Before 14th of February, 2024
(d)	Audited yearly results for the year ending 31st March, 2024	On or Before 30th May, 2024
(e)	Annual General Meeting for the year 31st March, 2024	On or Before 30th September, 2024

(iii) Date of Book Closure :

23rd September, 2023 to 29th September, 2023 - (Both days inclusive)

(iv) Listing on Stock Exchanges :

The Equity Shares of the Company are listed on the following Stock Exchanges:-

BSE Limited, Phiroze Jeejeebhoy Towers, Dalal Street, Mumbai – 400 001	The National Stock Exchange of India Ltd., Exchange Plaza, Bandra Kurla Complex, Bandra (East) Mumbai – 400 051
--	--

The Annual Listing Fees for the financial year 2023-24 has been paid to both the exchanges.


CORPORATE GOVERNANCE REPORT
(v) (a) Stock Code :

BSE Limited (BSE)	National Stock Exchange of India Ltd. (NSE)
Equity	Equity
534328	HEXATRADEX

(b) ISIN: Equity Share - INE750M01017

(vi) Market Price Data : High, Low during each month in last financial year :

The details of monthly highest and lowest quotations of the equity shares of the Company at BSE Limited and National Stock Exchange of India Limited during the year from 1st April, 2022 to 31st March, 2023 are as under :-

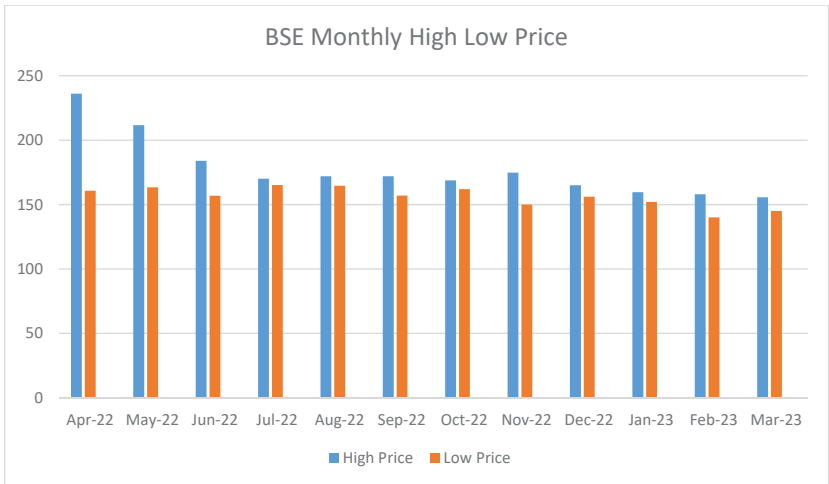
MONTH	NSE		BSE	
	HIGHEST RATE (RS)	LOWEST RATE (RS)	HIGHEST RATE (RS)	LOWEST RATE (RS)
Apr-22	237.00	160.70	236.05	160.70
May-22	211.50	163.50	211.60	163.40
Jun-22	184.05	157.05	184.00	156.95
Jul-22	170.45	165.05	170.10	165.20
Aug-22	170.00	162.95	172.00	164.65
Sep-22	169.80	161.95	172.00	157.00
Oct-22	169.05	160.25	168.85	162.00
Nov-22	168.00	157.00	174.85	150.00
Dec-22	165.50	157.55	164.95	156.10
Jan-23	163.40	150.35	159.65	152.05
Feb-23	158.00	150.10	158.00	140.10
Mar-23	155.20	143.00	155.65	145.10

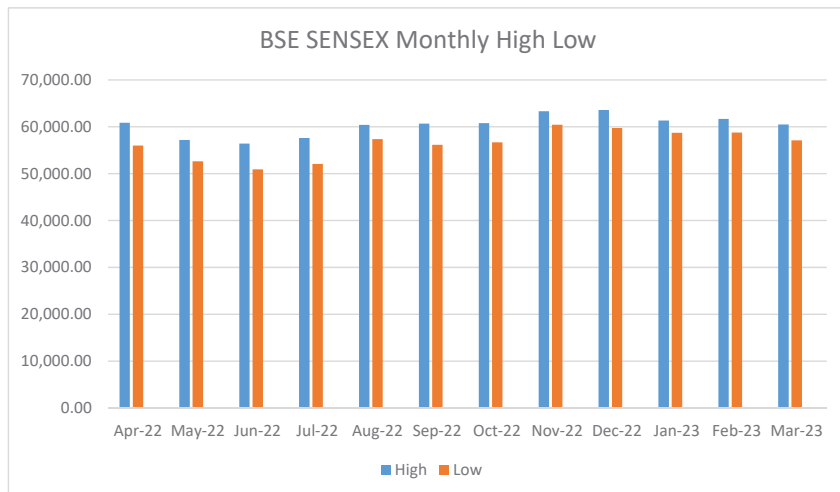
(vii) Performance in comparison to broad based indices :
MARKET PRICE DATA

MONTH	BSE		BSE SENSEX	
	HIGHEST RATE (RS)	LOWEST RATE (RS)	HIGH	LOW
Apr-22	236.05	160.70	60,845.10	56,009.07
May-22	211.60	163.40	57,184.21	52,632.48
Jun-22	184.00	156.95	56,432.65	50,921.22
Jul-22	170.10	165.20	57,619.27	52,094.25

CORPORATE GOVERNANCE REPORT

MONTH	BSE		BSE SENSEX	
	HIGHEST RATE (RS)	LOWEST RATE (RS)	HIGH	LOW
Aug-22	172.00	164.65	60,411.20	57,367.47
Sep-22	172.00	157.00	60,676.12	56,147.23
Oct-22	168.85	162.00	60,786.70	56,683.40
Nov-22	174.85	150.00	63,303.01	60,425.47
Dec-22	164.95	156.10	63,583.07	59,754.10
Jan-23	159.65	152.05	61,343.96	58,699.20
Feb-23	158.00	140.10	61,682.25	58,795.97
Mar-23	155.65	145.10	60,498.48	57,084.91

BSE PRICE



CORPORATE GOVERNANCE REPORT
BSE SENSEX

(vii) Registrar and Transfer Agent :

RCMC Share Registry (P) Ltd. B-25/1, 1st Floor, Okhla Industrial Area, Phase-II, New Delhi-110020, Phone: 011-36020465/66, e-mail: - sectshares@rcmcdelhi.com

The Share Transfer Requests as well as other correspondence relating to shares of the Company are also accepted at our office at Jindal Centre, 12, Bhikaiji Cama Place, New Delhi - 110 066.

(viii) Share Transfer System :

The Board of Directors of the Company have delegated the power of approval of transfer, transmission, transposition, dematerialization and other related matters to RCMC Share Registry Private Limited, the Registrar and Share Transfer Agent of the Company, subject to review by Stakeholders Relationship Committee of the Board.

The shareholders may note that SEBI has mandated that securities of listed companies can be transferred only in dematerialised form w.e.f. 1st April, 2019. Further, SEBI has fixed 31st March, 2021 as the cut-off date for re-lodgement of transfer deeds and the shares that are re-lodged for transfer shall be issued only in demat mode. Members holding shares in physical form are requested to consider converting their holdings to dematerialized form. Transfers of equity shares in electronic form are effected through the depositories with no involvement of the Company. Accordingly, members are advised to dematerialize the physical shares held by them.

Further in terms of Regulation 39 and 40(1) of SEBI Listing Regulations, as amended from time to time, and SEBI vide its Circular dated 25th January, 2022 has made it mandatory for the listed entity to issue shares/ securities, within the prescribed time, in demat mode only while processing any investor service requests viz. issue of duplicate share certificates, exchange/ sub-division/ splitting/consolidation of securities, transmission/ transposition of securities etc. Accordingly, shareholders are advised to open their demat account with any Depository

CORPORATE GOVERNANCE REPORT

Participant [DP] having registration with SEBI or seek guidance on demat procedure from Company's RTA to avoid any inconvenience at later stage.

The Company Secretary is authorized by the Board to approve request received for transmission or transposition, which are noted at subsequent Stakeholders Relationship Committee Meetings.

(ix) Distribution of Shareholding and Shareholding Pattern :

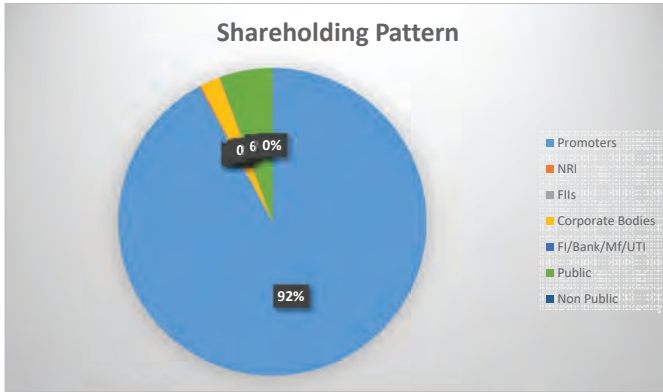
(a) The shareholding distribution of equity shares as on 31st March, 2023 is given below :-

Distribution of holdings

Shareholding of value of Rs.	Shareholders		Share holdings		
	Number	% to total	Shares	Amount	% to total
Upto 5000	13493	98.89	1413494	2826988	2.56
5001 to 10000	53	0.39	180704	361408	0.33
10001 to 20000	32	0.23	239024	478048	0.43
20001 to 30000	14	0.10	164523	329046	0.30
30001 to 40000	10	0.07	179850	359700	0.33
40001 to 50000	5	0.04	107972	215944	0.20
50001 to 100000	12	0.09	433484	866968	0.78
100001 and Above	25	0.18	52525653	105051306	95.08
** Grand Totals	13644	100.00	55244704	110489408	100.00

(b) Shareholding Pattern as on 31st March, 2023:

Category	No. of Shares	% of Holding
Promoters	50895475	92.13
NRI	81,152	0.15
FII's	24,498	0.04
Corporate Bodies	11,61,950	2.10
FI/Bank/Mf/UTI	24,502	0.04
Public	30,57,127	5.53
Non Public	0	0.00
Total	55,244,704	100.00


CORPORATE GOVERNANCE REPORT

(x) Dematerialization of shares and liquidity:

Number of shares in physical and demat form as on 31st March, 2023 are as follows:

	No. of shares	Percentage
In Physical Form	7,61,858	1.38
In Demat Form	5,44,82,846	98.62
Total	5,52,44,704	100.00

(xi) Disclosure with respect to Demat Suspense Account/ Unclaimed Suspense Account: NA
(xii) Particulars of senior management including the changes therein since the close of the previous financial year:

There is no change in senior management of the company since the closure of the previous financial year. The details of senior management of the company are as follows:

S No	Name	Designation
1.	Mr. Neeraj Kanagat	CEO & CFO
2.	Mr. Pravesh Srivastava	Company Secretary

(xiii) Credit Rating:

The Company has not obtained Credit Rating from any Credit Rating Agencies.

(xiv) Commodity price risk or foreign exchange risk and hedging activities:

The Company does not deal in commodities and hence the disclosure pursuant to SEBI Circular dated November 15, 2018 is not required to be given.

(xv) Outstanding GDRs/ ADRs/ Warrants or any Convertible instruments, conversion date and likely impact on equity:

There are no outstanding GDRs/ ADRs/ Warrants or any Convertible instruments during the year.



CORPORATE GOVERNANCE REPORT

(xvi) Details of material subsidiaries of the listed entity; including the date and place of incorporation and the name and date of appointment of the statutory auditors of such subsidiaries:

The Company has 1(one) material subsidiary i.e Hexa Securities and Finance Company Limited as on 31st March, 2023 incorporated on 23rd November, 1994 at Delhi, whose statutory auditors are N.C. Aggarwal & Co appointed on 30th September, 2020.

(xvii) Disclosure by listed entity and its subsidiaries of 'Loans and advances in the nature of loans to firms/companies in which directors are interested by name and amount':

During the year, the Company and its subsidiaries had not provided Loans and advances in the nature of loans to firms/companies in which directors are interested by name and amount.

(xviii) Certification of non-disqualification of Directors:

A Certificate under Clause (i) of point (10) of para C of Schedule V of the SEBI Listing regulations by Mr. Awanish K. Dwivedi of M/s Awanish Dwivedi & Associates Company Secretary in practice conforming that none of the Directors on the Board of the Company have been debarred or disqualified from being appointed or continuing as Directors of the Company by Securities and Exchange Board of India/Ministry of Corporate Affairs or any such statutory authority is attached as Annexure A.

(xix) CEO and CFO Certification:

The Chief Executive Officer and the Chief Financial Officer of the Company provide annual certification on financial reporting and internal controls to the Board in terms of Regulation 17(8) of the SEBI Listing Regulations. They also provide quarterly certification on financial results while placing the financial results before the Board in terms of Regulation 33(2)(a) of the SEBI Listing Regulations.

(xx) Declaration Regarding Compliance by Board Members and Senior Management Personnel with the Company's Code of Conduct

As provided under regulation 34 read with schedule V of the SEBI Listing Regulations, the Board Members and Sr. Management Personnel have affirmed compliance of Code of Conduct as adopted by the Board for the year ended 31st March, 2023.

For and on behalf of Board

Place: New Delhi
Date: August 09, 2023

Neeraj Kanagat
CEO & CFO

(xxi) Address for correspondence:

Hexa Tradex Limited
Jindal Centre, 12, Bhikaiji Cama Place, New Delhi – 110 066
Telephone no. : 011-26188360-74
Fax no. : 011-26170691/41659575
E-mail : contactus@hexatradex.com
CIN : L51101UP2010PLC042382

For and on behalf of Board

Place: New Delhi
Date: August 09, 2023

Dr. Raj Kamal Aggarwal
Chairperson


CORPORATE GOVERNANCE REPORT
CERTIFICATION OF NON-DISQUALIFICATION OF DIRECTORS
Annexure A
(Pursuant to Regulation 34(3) and Schedule V Para C clause (10) (I) of the SEBI (Listing Obligations and Disclosure Requirements) Regulations, 2015)

To,
 The Members of
 Hexa Tradex Limited
 A-1, UPSDIC Industrial Area,
 Nandgaon Road, Kosi Kalan,
 Mathura-2 81403, Uttar Pradesh

I have examined the relevant registers, records, forms, returns and disclosures received from the Directors of **HEXA TRADEX LIMITED** having **CIN: L51101UP2010PLC042382** and having registered office at A-1, UPSDIC Industrial Area, Nandgaon Road, Kosi Kalan Mathura UP- 281403 (hereinafter referred to as 'the Company'), produced before me by the Company for the purpose of issuing this Certificate, in accordance with Regulation 34(3) read with Schedule V Para-C Sub clause 10(I) of the Securities Exchange Board of India (Listing Obligations and Disclosure Requirements) Regulations, 2015.

In my opinion and to the best of my information and according to the verifications (including Directors Identification Number (DIN) status at the portal www.mca.gov.in as considered necessary and explanations furnished to me by the Company & its officers, I hereby certify that none of the Directors on the Board of the Company as stated below for the Financial Year ending on 31st March, 2023 have been debarred or disqualified from being appointed or continuing as Directors of companies by the Securities and Exchange Board of India, Ministry of Corporate Affairs, or any such other Statutory Authority.

Sr. No.	Name of Director	DIN	Date of appointment in Company
1	Dr. Raj Kamal Aggarwal	00005349	01/10/2011
2	Mr. Girish Sharma	05112440	14/08/2015
3	Mr. Ranjit Malik	00059379	10/08/2022
4	Mr. Abhiram Tayal	00081453	22/11/2019
5	Mr. Ravinder Nath Leekha	00888433	22/11/2019
6	Mr. Naresh Kumar Agarwal	03552469	10/08/2022
7	Dr. Vinita Jha	08395714	25/06/2021

Ensuring the eligibility of for the appointment / continuity of every Director on the Board is the responsibility of the management of the Company. Our responsibility is to express an opinion on these based on our verification. This certificate is neither an assurance as to the future viability of the Company nor of the efficiency or effectiveness with which the management has conducted the affairs of the Company.

CS Awanish K. Dwivedi

Membership No.: F8055

CP No.: 9080

UDIN: F008055E000778858

Place: New Delhi
 Date: 09/08/2023

Peer Review
 Certificate No. 1632/2021



Standalone Financial Statements



Independent Auditors' Report on Standalone Financial Statements

Independent Auditor's Report

To the members of HEXA TRADEX LIMITED

Report on the Audit of the Standalone Financial Statements

Opinion

We have audited the accompanying standalone financial statements of HEXA TRADEX LIMITED (the "Company"), which comprise the Balance Sheet as at March 31, 2023, the Statement of Profit and Loss (including Other Comprehensive Income), the Statement of Changes in Equity and the Statement of Cash Flows for the year ended, and notes to the financial statements, including a summary of significant accounting policies and other explanatory information (hereinafter referred to as the "standalone financial statements").

In our opinion and to the best of our information and according to the explanations given to us, the aforesaid standalone financial statements give the information required by the Companies Act, 2013 (the "Act") in the manner so required and give a true and fair view in conformity with the Indian Accounting Standards prescribed under section 133 of the Act read with the Companies (Indian Accounting Standards) Rules, 2015, as amended, ("Ind AS") and other accounting principles generally accepted in India, of the state of affairs of the Company as at March 31, 2023, and its loss and (including other comprehensive income), changes in equity and its cash flows for the year ended on that date.

Basis for Opinion

We conducted our audit of the standalone financial statements in accordance with the Standards on Auditing ("SA's") specified under section 143(10) of the Act. Our responsibilities under those Standards are further described in the Auditor's Responsibilities for the Audit of the Standalone Financial Statements section of our report. We are independent of the Company in accordance with the Code of Ethics issued by the Institute of Chartered Accountants of India ("ICAI") together with the ethical requirements that are relevant to our audit of the standalone financial statements under the provisions of the Act and the Rules made thereunder, and we have fulfilled our other ethical responsibilities in accordance with these requirements and the ICAI's Code of Ethics. We believe that the audit evidence obtained by us is sufficient and appropriate to provide a basis for our audit opinion on the standalone financial statements.

Key Audit Matters

Key audit matters are those matters that, in our professional judgment, were of most significance in our audit of the standalone financial statements of the current period. These matters were addressed in the context of our audit of the standalone financial statements as a whole, and in forming our opinion thereon, and we do not provide a separate opinion on these matters. We have determined that no key audit matters to communicate in our report.

Information Other than the Financial Statements and Auditor's Report Thereon

The Company's Board of Directors is responsible for the other information. The other information comprises the information included in the Board's Report along with its Annexures included in the Company's Annual Report, but does not include the standalone financial statements and our auditor's report thereon. The other information is expected to be made available to us after the date of this Auditor's report.

Our opinion on the standalone financial statements does not cover the other information and we do not express any form of assurance conclusion thereon.

In connection with our audit of the standalone financial statements, our responsibility is to read the other



Independent Auditors' Report on Standalone Financial Statements

information and, in doing so, consider whether the other information is materially inconsistent with the standalone financial statements or our knowledge obtained during the course of our audit or otherwise appears to be materially misstated. When we read Annual Report, if we conclude that there is a material misstatement therein, we are required to communicate the matter to those charged with governance.

Responsibilities of Management and Those Charged with Governance for the Standalone Financial statements

The Company's Board of Directors is responsible for the matters stated in Section 134(5) of the Act with respect to the preparation of these standalone financial statements that give a true and fair view of the financial position/state of affairs, financial performance, total comprehensive income, changes in equity and cash flows of the Company in accordance with the accounting principles generally accepted in India, including the Indian Accounting Standards (Ind AS) specified under Section 133 of the Act read with the Companies (Indian Accounting Standards) Rules, 2015, as amended. This responsibility also includes maintenance of adequate accounting records in accordance with the provisions of the Act for safeguarding of the assets of the Company and for preventing and detecting frauds and other irregularities; selection and application of appropriate accounting policies; making judgments and estimates that are reasonable and prudent; and the design, implementation and maintenance of adequate internal financial controls, that were operating effectively for ensuring the accuracy and completeness of the accounting records, relevant to the preparation and presentation of the standalone financial statements that give a true and fair view and are free from material misstatement, whether due to fraud or error.

In preparing the standalone financial statements, Board of Directors is responsible for assessing the Company's ability to continue as a going concern, disclosing, as applicable, matters related to going concern and using the going concern basis of accounting unless Board of Directors either intends to liquidate the Company or to cease operations, or has no realistic alternative but to do so.

Those Board of Directors is also responsible for overseeing the Company's financial reporting process.

Auditor's Responsibilities for the Audit of the Standalone Financial Statements

Our objectives are to obtain reasonable assurance about whether the standalone financial statements as a whole are free from material misstatement, whether due to fraud or error, and to issue an auditor's report that includes our opinion. Reasonable assurance is a high level of assurance, but is not a guarantee that an audit conducted in accordance with SAs will always detect a material misstatement when it exists. Misstatements can arise from fraud or error and are considered material if, individually or in the aggregate, they could reasonably be expected to influence the economic decisions of users taken on the basis of these standalone financial statements.

As part of an audit in accordance with SAs, we exercise professional judgment and maintain professional scepticism throughout the audit. We also:

- Identify and assess the risks of material misstatement of the standalone financial statements, whether due to fraud or error, design and perform audit procedures responsive to those risks, and obtain audit evidence that is sufficient and appropriate to provide a basis for our opinion. The risk of not detecting a material misstatement resulting from fraud is higher than for one resulting from error, as fraud may involve collusion, forgery, intentional omissions, misrepresentations, or the override of internal control.
- Obtain an understanding of internal financial control relevant to the audit in order to design audit procedures that are appropriate in the circumstances. Under section 143(3)(i) of the Companies Act 2013, we are also responsible for expressing our opinion on whether the Company has adequate internal financial controls system in place and the operating effectiveness of such controls.



Independent Auditors' Report on Standalone Financial Statements

- Evaluate the appropriateness of accounting policies used and the reasonableness of accounting estimates and related disclosures made by the management.
- Conclude on the appropriateness of management's use of the going concern basis of accounting and, based on the audit evidence obtained, whether a material uncertainty exists related to events or conditions that may cast significant doubt on the Company's ability to continue as a going concern. If we conclude that a material uncertainty exists, we are required to draw attention in our auditor's report to the related disclosures in the standalone financial statements or, if such disclosures are inadequate, to modify our opinion. Our conclusions are based on the audit evidence obtained up to the date of our auditor's report. However, future events or conditions may cause the Company to cease to continue as a going concern.
- Evaluate the overall presentation, structure and content of the standalone financial statements, including the disclosures, and whether the standalone financial statements represent the underlying transactions and events in a manner that achieves fair presentation.

Materiality is the magnitude of misstatements in the standalone financial statements that, individually or in aggregate, makes it probable that the economic decisions of a reasonably knowledgeable user of the financial statements may be influenced. We consider quantitative materiality and qualitative factors in (i) planning the scope of our audit work and in evaluating the results of our work; and (ii) to evaluate the effect of any identified misstatements in the standalone financial statements.

We communicate with those charged with governance regarding, among other matters, the planned scope and timing of the audit and significant audit findings, including any significant deficiencies in internal control that we identify during our audit.

We also provide those charged with governance with a statement that we have complied with relevant ethical requirements regarding independence, and to communicate with them all relationships and other matters that may reasonably be thought to bear on our independence, and where applicable, related safeguards.

From the matters communicated with those charged with governance, we determine those matters that were of most significance in the audit of the standalone financial statements of the current period and are therefore the key audit matters. We describe these matters in our auditor's report unless law or regulation precludes public disclosure about the matter or when, in extremely rare circumstances, we determine that a matter should not be communicated in our report because the adverse consequences of doing so would reasonably be expected to outweigh the public interest benefits of such communication.

Report on Other Legal and Regulatory Requirements

1. As required by the Companies (Auditor's Report) Order, 2020 ("the Order") issued by the Central Government in terms of Sub-section (11) of Section 143 of the Act, we give in "Annexure A" a statement on the matters specified in paragraphs 3 and 4 of the Order, to the extent applicable
2. As required by Section 143(3) of the Act, based on our audit we report that:
 - a) We have sought and obtained all the information and explanations which to the best of our knowledge and belief were necessary for the purposes of our audit.
 - b) In our opinion, proper books of account as required by law have been kept by the Company so far as it appears from our examination of those books.
 - c) The Balance Sheet, the Statement of Profit and Loss including Other Comprehensive Income, Statement of Changes in Equity and the Statement of Cash Flows dealt with by this Report are in agreement with the relevant books of account.



Independent Auditors' Report on Standalone Financial Statements

- d) In our opinion, the aforesaid standalone financial statements comply with the Indian Accounting Standards (referred to as "IND AS") specified under Section 133 of the Act, read with Companies (Indian Accounting Standards) Rules, 2015, as amended;
- e) On the basis of the written representations received from the directors as on March 31, 2023 taken on record by the Board of Directors, none of the directors is disqualified as on March 31, 2023 from being appointed as a director in terms of Section 164(2) of the Act.
- f) With respect to the adequacy of the internal financial controls over financial reporting of the Company and the operating effectiveness of such controls, refer to our separate Report in "Annexure B".
- g) With respect to the other matters to be included in the Auditor's Report in accordance with Rule 11 of the Companies (Audit and Auditors) Rules, 2014, in our opinion and to the best of our information and according to the explanations given to us:
- i. The Company has disclosed the impact of pending litigations on its financial position in its standalone financial statements refer note no 29(a) of the standalone financial statements.
 - ii. The Company did not have any long-term contracts including derivative contracts for which there were any material foreseeable losses;
 - iii. There were no amounts which were required to be transferred, to the Investor Education and Protection Fund by the Company, during the year ended March 31, 2023.
 - iv.
 - a) The management has represented that to the best of its knowledge and belief, no funds (which are material either individually or in aggregate) have been advanced or loaned or invested (either from borrowed funds or share premium or any other sources or kind of funds) by the company to or in any other person(s) or entity(ies), including foreign entities ("Intermediaries"), with the understanding, whether recorded in writing or otherwise, that the Intermediary shall, whether, directly or indirectly lend or invest in other persons or entities identified in any manner whatsoever by or on behalf of the company ("Ultimate Beneficiaries") or provide any guarantee, security or the like on behalf of the Ultimate Beneficiaries.
 - b) The management has represented that, no funds (which are material either individually or in aggregate) have been received by the company from any person(s) or entity(ies), including foreign entities ("Funding Parties"), with the understanding, whether recorded in writing or otherwise, that the company shall, whether, directly or indirectly, lend or invest in other persons or entities identified in any manner whatsoever by or on behalf of the Funding Party ("Ultimate Beneficiaries") or provide any guarantee, security or the like on behalf of the Ultimate Beneficiaries.
 - c) Based on such audit procedures that we have considered reasonable and appropriate in the circumstances, nothing has come to our notice that has caused us to believe that the representations under sub-clause (a) and (b) above as required by Rule 11 (e) of Companies (Audit & Auditors) Rules, 2014, as amended, contain any material mis-statement.
 - v. The Company has not declared or paid dividend during the year, accordingly the provisions of section 123 of the Companies Act, 2013 are not applicable.



Independent Auditors' Report on Standalone Financial Statements

- vi. Proviso to Rule 3(1) of the Companies (Accounts) Rules, 2014 for maintaining books of account using accounting software which has a feature of recording audit trail (edit log) facility is applicable to the Company with effect from 1st April, 2023, and accordingly, reporting under Rule 11(g) of the Companies (Audit and Auditors) Rules, 2014 is not applicable for the financial year ended 31st March, 2023.
- h) Company had not paid remuneration to its director for the year ended 31 March 2023, accordingly provisions of Section 197 read with Schedule V to the Act are not applicable.

For Lodha & Co.

Chartered Accountants
Firm Registration No. 301051E

Shyamal Kumar

Partner
Membership No. 509325
UDIN : 23509325BGXJGG2933

Place: Delhi

Date: 25th May, 2023



Independent Auditors' Report on Standalone Financial Statements

Annexure 'A' to the Independent Auditor's Report to the members of HEXA TRADEX LIMITED on the financial statements for the year ended 31st March, 2023, we report that:

- (i) (a) (A) The Company has maintained proper records showing full particulars, including quantitative details and situation of Property, Plant and equipment.
- (B) The Company has maintained proper records showing full particulars of intangible assets.
- (b) According to the information and explanations given to us and on the basis of our examination of the records of the Company, a major portion of the fixed assets has been physically verified by the Management in accordance with a phased programmed of verification once in two years adopted by the company. In our opinion, the frequency of the verification is reasonable having regard to the size of the company and the nature of its assets. To the best of our knowledge, no material discrepancies have been noticed on such verification.
- (c) According to the information and explanations given to us and on the basis of our examination of the records of the Company, the Company does not have any immovable property (other than properties where the Company is the lessee and the lease agreements are duly executed in favour of the lessee), hence clause 3(i)(c) of Order are not applicable to Company.
- (d) The Company has not revalued its property, plant and equipment (including Right of Use assets) or intangible assets during the year.
- (e) According to the information and explanations given to us and records provided, no proceedings have been initiated during the year or are pending against the Company as at March 31, 2023 for holding any benami property under the Benami Transactions (Prohibition) Act, 1988 (as amended in 2016) and rules made thereunder, and therefore the question of our commenting on whether the Company has disclosed the details in its standalone financials statements does not arise.
- (ii) (a) The company does not have inventory. Accordingly, the provision of clause 3(ii) (a) of the Order is not applicable to the company.
- (b) According to the information and explanations given to us and records provided, the Company has not been sanctioned working capital limits in excess of Rs. five crores in aggregate from banks or financial institutions during any point of time of the year on the basis of security of current assets. Accordingly, the requirement to report on clause 3(ii)(b) of the Order is not applicable to the Company.
- (iii) (a) During the year the Company has not provided loans, advances in the nature of loans, stood guarantor or provided security to companies, firms, Limited Liability Partnerships or any other parties. Accordingly, the requirement to report on clause 3(iii)(a) of the Order is not applicable to the Company.

(Amount in Rs. Lakhs)

	Guarantees #
A. Aggregate amount granted / provided during the year:	
- Subsidiary Company	Nil
B. Balance outstanding as at 31st March 2023 in respect of above cases:	
- Subsidiary Company	42500

read with footnote no. (i) of note no.6 of the financial statements



Independent Auditors' Report on Standalone Financial Statements

- (b) The terms of the security provided and guarantee given, in our opinion, prima facie, not prejudicial to Company's interest.
- (c) Company has not granted any loans or advances in the nature of loans during the year (excluding loans to employees) and is not having any outstanding balance of any loans or advances in the nature of loans at the beginning of the current year and end of the year. Hence, reporting under clause 3 (c), (d),(e) & (f) of the Order is not applicable.
- (iv) According to the information, explanations and representations provided by the management and based upon audit procedures performed, we are of the opinion that in respect of investments, guarantees and security, the Company has complied with the provisions of the Section 185 and 186 of the Companies Act, 2013. Company has not given any loan.
- (v) According to the information and explanations given to us and the records examined by us, the Company has neither accepted any deposits from the public nor accepted any amounts which are deemed to be deposits within the meaning of sections 73 to 76 of the Companies Act and the rules made thereunder, to the extent applicable. Accordingly, the requirement to report on clause 3(v) of the Order is not applicable to the Company.
- (vi) The maintenance of cost records has not been specified by the under section 148(1) of the Companies Act, 2013 for the business activities carried out by the Company. Thus, reporting under clause 3(vi) of the order is not applicable to the Company.
- (vii) (a) According to the records of the company, the company is generally regular in depositing undisputed statutory dues including goods and service tax, provident fund, employees' state insurance, income tax, sales tax, service tax, duty of customs, duty of excise, value added tax, cess and other material statutory dues dues with the appropriate authorities to the extent applicable and there are no undisputed statutory dues payable for a period of more than six months from the date they become payable as at 31st March 2023.
- (b) According to the records and information & explanations given to us, details of statutory dues referred to in sub-clause (a) above which have not been deposited as on 31st March 2023 on account of disputes are given below:-

Name of Statute	Nature of Dues	Period to which amount relates	Forum where dispute is pending	Amount in Rs. Lakhs
The Income Tax Act,1961	Income Tax	FY 2016-17	The Commissioner of Income-Tax (Appeals), Delhi	119.64

- (viii) The Company has not surrendered or disclosed any transaction, previously unrecorded in the books of account, in the tax assessments under the Income Tax Act, 1961 as income during the year. Accordingly, the requirement to report on clause 3(viii) of the Order is not applicable to the Company.
- (ix) (a) In our opinion, on the basis of audit procedures and according to the information and explanations given to us, the Company has not defaulted in the repayment of loan or other borrowings or in the payment of interest thereon to its lender during the year.
- (b) The Company has not been declared wilful defaulter by any bank or financial institutions or government or any government authority.
- (c) On the basis of information and explanation given to us, the Company has not raised money through term loan during the current year. Hence, reporting under clause 3 (ix) (c) of the Order is not applicable.



Independent Auditors' Report on Standalone Financial Statements

- (d) On an overall examination of the financial statements of the Company, no funds raised on short-term basis have been used for long-term purposes by the Company.
- (e) On an overall examination of the financial statements of the Company, the Company has not taken any funds from any entity or person on account of or to meet the obligations of its subsidiary company.
- (f) The company has not raised loans during the year on the pledge of securities held in its subsidiary company.
- (x) (a) The Company has not raised moneys by way of initial public offer or further public offer (including debt instruments) during the year and hence reporting under clause 3 (x) (a) of the Order is not applicable.
- (b) During the year the Company has not made any preferential allotment or private placement of shares or convertible debentures (fully or partly or optionally) and hence reporting under clause (x)(b) of the Order is not applicable to the Company.
- (xi) (a) During the course of our examination of books and records of the Company, carried out in accordance with generally accepted auditing practices in India, and according to the information and explanations given to us, we have neither come across any instance of material fraud by the Company or on the Company, noticed or reported during the year, nor we have been informed of any such case by the management.
- (b) To the best of our knowledge, no report under sub-section (12) of section 143 of the Companies Act has been filed in Form ADT-4 as prescribed under rule 13 of Companies (Audit and Auditors) Rules, 2014 with the Central Government, during the year and up to the date of this report.
- (c) As represented to us by the Management, there were no whistle blower complaints received by the Company during the year which remained unattended by the competent authorities.
- (xii) In our opinion and according to the information and explanations given to us, the Company is not a nidhi company and hence reporting under clause 3(xii) of the Order is not applicable.
- (xiii) According to the information and explanations and records made available by the management of the Company and audit procedure performed, for transactions with the related parties during the year, the Company has complied with the provisions of Section 177 and 188 of the Act. As explained and as per records, details of related party transactions have been disclosed in the standalone financial statements as per the applicable Indian Accounting Standards
- (xiv) (a) In our opinion the Company has an adequate internal audit system commensurate with the size and the nature of its business.
- (b) We have considered, the internal audit reports issued to the Company during the year and till date in determining the nature, timing and extent of our audit procedures.
- (xv) On the basis of records made available to us and according to information and explanations given to us, the Company has not entered into non-cash transactions with the directors or persons connected with them. Accordingly, paragraph 3(xv) of the Order is not applicable.
- (xvi) (a) The Company is not required to be registered under section 45-IA of the Reserve Bank of India Act 1934 and hence reporting under clause 3 (xvi)(a), (b) and (c) of the Order is not applicable.
- (b) As per the information and representation provided by the management, there is no core investment company within the group (as defined in Core Investment Companies (Reserve Bank) Directions, 2016) and accordingly reporting under clause 3 (xvi) (d) of the Order is not applicable.



Independent Auditors' Report on Standalone Financial Statements

- (xvii) The Company has incurred cash losses of Rs. 323.19 lakhs and Rs. 230.15 lakhs during the financial year covered by our audit and the immediately preceding financial year respectively.
- (xviii) There has been no resignation of the statutory auditors of the Company during the year.
- (xix) On the basis of the financial ratios, ageing and expected dates of realization of financial assets and payment of financial liabilities, other information accompanying the financial statements and our knowledge of the Board of Directors and Management plans and based on our examination of the evidence supporting the assumptions, nothing has come to our attention, which causes us to believe that any material uncertainty exists as on the date of the audit report indicating that Company is not capable of meeting its liabilities existing at the date of balance sheet as and when they fall due within a period of one year from the balance sheet date. We, however, state that this is not an assurance as to the future viability of the Company and/ or certificate with respect to meeting financial obligations by the Company as and when they fall due. We further state that our reporting is based on the facts up to the date of the audit report and we neither give any guarantee nor any assurance that all liabilities falling due within a period of one year from the balance sheet date, will get discharged by the Company as and when they fall due.
- (xx) The Company is not required to spent towards Corporate Social Responsibility (CSR) during the year. Accordingly, reporting under clause (xx) of the Order is not applicable for the year.
- (xxi) The reporting under clause 3 (xxi) of the Order is not applicable in respect of audit of the standalone financial statements. Accordingly, no comment in respect of the said clause has been included in this report.

For LODHA & CO.

Chartered Accountants
Firm Registration No.: 301051E

(Shyamal Kumar)

Partner
Membership No. 509325
UDIN : 23509325BGXJGG2933

Place: New Delhi
Date: 25th May, 2023



Independent Auditors' Report on Standalone Financial Statements

Annexure "B" to the Independent Auditor's Report

(Referred to in paragraph 2(f) under 'Report on Other Legal and Regulatory Requirements' section of our report to the Members of HEXA TRADEX LIMITED of even date)

Report on the Internal Financial Controls Over Financial Reporting under Clause (i) of Sub-section 3 of Section 143 of the Companies Act, 2013 ("the Act")

We have audited the internal financial controls over financial reporting of HEXA TRADEX LIMITED (the "Company") as of March 31, 2023 in conjunction with our audit of the standalone financial statements of the Company for the year ended on that date.

Management's Responsibility for Internal Financial Controls

The Board of Directors of the Company is responsible for establishing and maintaining internal financial controls based on the internal control over financial reporting criteria established by the Company considering the essential components of internal control stated in the Guidance Note on Audit of Internal Financial Controls Over Financial Reporting issued by the Institute of Chartered Accountants of India (the "ICAI"). These responsibilities include the design, implementation and maintenance of adequate internal financial controls that were operating effectively for ensuring the orderly and efficient conduct of its business, including adherence to the respective company's policies, the safeguarding of its assets, the prevention and detection of frauds and errors, the accuracy and completeness of the accounting records, and the timely preparation of reliable financial information, as required under the Companies Act, 2013.

Auditor's Responsibility

Our responsibility is to express an opinion on the Company's internal financial controls over financial reporting of the Company based on our audit. We conducted our audit in accordance with the Guidance Note on Audit of Internal Financial Controls Over Financial Reporting (the "Guidance Note") issued by the ICAI and the Standards on Auditing prescribed under Section 143(10) of the Companies Act, 2013, to the extent applicable to an audit of internal financial controls. Those Standards and the Guidance Note require that we comply with ethical requirements and plan and perform the audit to obtain reasonable assurance about whether adequate internal financial controls over financial reporting was established and maintained and if such controls operated effectively in all material respects.

Our audit involves performing procedures to obtain audit evidence about the adequacy of the internal financial controls system over financial reporting and their operating effectiveness. Our audit of internal financial controls over financial reporting included obtaining an understanding of internal financial controls over financial reporting, assessing the risk that a material weakness exists, and testing and evaluating the design and operating effectiveness of internal control based on the assessed risk. The procedures selected depend on the auditor's judgment, including the assessment of the risks of material misstatement of the financial statements, whether due to fraud or error.

We believe that the audit evidence we have obtained is sufficient and appropriate to provide a basis for our audit opinion on the Company's internal financial controls system over financial reporting.

Meaning of Internal Financial Controls over Financial Reporting

A company's internal financial control over financial reporting is a process designed to provide reasonable assurance regarding the reliability of financial reporting and the preparation of financial statements for external purposes in accordance with generally accepted accounting principles. A company's internal financial control over financial reporting includes those policies and procedures that (1) pertain to the maintenance of records that, in reasonable detail, accurately and fairly reflect the transactions and



Independent Auditors' Report on Standalone Financial Statements

dispositions of the assets of the company; (2) provide reasonable assurance that transactions are recorded as necessary to permit preparation of financial statements in accordance with generally accepted accounting principles, and that receipts and expenditures of the company are being made only in accordance with authorisations of the management and directors of the company; and (3) provide reasonable assurance regarding prevention or timely detection of unauthorised acquisition, use, or disposition of the company's assets that could have a material effect on the financial statements.

Inherent Limitations of Internal Financial Controls over Financial Reporting

Because of the inherent limitations of internal financial controls over financial reporting, including the possibility of collusion or improper management override of controls, material misstatements due to error or fraud may occur and not be detected. Also, projections of any evaluation of the internal financial controls over financial reporting to future periods are subject to the risk that the internal financial control over financial reporting may become inadequate because of changes in conditions, or that the degree of compliance with the policies or procedures may deteriorate.

Opinion

In our opinion, to the best of our information and according to the explanations given to us, the Company has, in all material respects, an adequate internal financial controls system over financial reporting and such internal financial controls over financial reporting were operating effectively as at March 31, 2023, based on the internal financial control over financial reporting criteria established by the Company considering the essential components of internal control stated in the Guidance Note on Audit of Internal Financial Controls Over Financial Reporting issued by the Institute of Chartered Accountants of India.

For Lodha & Co.

Chartered Accountants
Firm Registration No. 301051E

Shyamal Kumar

Partner
Membership No. 509325
UDIN : 23509325BGXJGG2933

Place: Delhi

Date: 25th May, 2023


Standalone Balance Sheet as at March 31, 2023

(₹ lakhs)			
Particulars	Notes	As at March 31, 2023	As at March 31, 2022
ASSETS			
(1) Non- current assets			
(a) Property, plant and equipment	5	0.12	0.37
(b) Intangible assets	5A	4.34	0.44
(c) Financial assets			
(i) Investments	6	2,46,760.75	2,71,144.58
(ii) Loans		-	-
(2) Current assets			
(a) Financial assets			
(i) Trade receivables		-	-
(ii) Cash and cash equivalents	7	11.47	53.90
(iii) Loans	8	5.44	0.14
(b) Current tax assets (net)	25	31.26	30.76
(c) Other current assets	9	39.34	16.29
Total assets		2,46,852.72	2,71,246.48
EQUITY AND LIABILITIES			
(1) Equity			
(a) Equity share capital	10	1,104.91	1,104.91
(b) Other equity	11	1,93,625.54	2,12,712.95
(2) Non- current liabilities			
(a) Financial liabilities			
(i) Borrowings	12	507.65	203.56
(b) Provisions	13	10.55	45.72
(c) Deferred tax liabilities (net)	24	50,863.92	56,536.71
(3) Current liabilities			
(a) Financial liabilities			
(i) Other financial liabilities	14	685.08	630.19
(b) Other current liabilities	15	9.96	9.30
(c) Provisions	16	45.11	3.14
Total equity and liabilities		2,46,852.72	2,71,246.48

This is the Standalone Balance Sheet referred to in our report of even date.
The accompanying notes are integral part of these standalone financial statements.

For and on behalf of Board of Directors of
Hexa Tradex Limited

For Lodha & Co.
Chartered Accountants
Firm Registration No. 301051E

Ranjit Malik
Director
DIN : 00059379

Naresh Kumar Agarwal
Director
DIN : 03552469

Shyamal Kumar
Partner
M. No. 509325

Pravesh Srivastava
Company Secretary
M. No. A20993

Neeraj Kanagat
CEO & CFO

Place : New Delhi
Date : May 25, 2023


Standalone Statement of Profit and Loss for the year ended March 31, 2023

(₹ lakhs)			
Particulars	Notes	Year ended March 31, 2023	Year ended March 31, 2022
I Income			
Revenue from operations	17	4.77	1.89
Other income	18	0.03	-
Total Income (I)		4.80	1.89
II Expenses			
Employee benefit expenses	19	145.92	128.84
Finance costs	20	35.67	47.45
Depreciation and amortization	5/5A	0.50	0.34
Other expenses	21	198.77	76.98
Total Expenses (II)		380.86	253.61
III Profit/(loss) before tax (I-II)		(376.06)	(251.72)
IV Tax expense			
(1) Current tax	25	-	-
(2) Deferred tax	24	(93.62)	(72.78)
Total tax expense (IV)		(93.62)	(72.78)
V Profit/(loss) after tax (III-IV)		(282.44)	(178.94)
VI Other comprehensive income			
Items that will not be reclassified to profit and loss			
i) Re-measurement gains/ (losses) on defined benefit plans		(0.31)	0.08
ii) Income tax effect on above		0.08	(0.02)
iii) Gain/(loss) on fair valuation of non-current investments		(24,383.83)	1,26,812.99
iv) Income tax effect on above		5,579.09	(29,013.64)
Total other comprehensive income (VI)		(18,804.97)	97,799.41
VII Total comprehensive income for the year (V+VI)		(19,087.41)	97,620.47
(Comprising profit/(loss) and other comprehensive income for the year)			
VIII Earnings per equity share of ₹ 2 each			
(1) Basic (₹)	27	(0.51)	(0.32)
(2) Diluted (₹)	27	(0.51)	(0.32)

This is the Standalone Statement of Profit and Loss referred to in our report of even date. The accompanying notes are integral part of these standalone financial statements.

For and on behalf of Board of Directors of
Hexa Tradex Limited

For Lodha & Co.
Chartered Accountants
Firm Registration No. 301051E

Ranjit Malik
Director
DIN : 00059379

Naresh Kumar Agarwal
Director
DIN : 03552469

Shyamal Kumar
Partner
M. No. 509325

Pravesh Srivastava
Company Secretary
M. No. A20993

Neeraj Kanagat
CEO & CFO

Place : New Delhi
Date : May 25, 2023

Standalone Statement of Changes in Equity for the year ended March 31, 2023
A. Equity share capital

(₹ lakhs)	
Balance as at March 31, 2021	Balance as at March 31, 2023
1,104.91	1,104.91
-	-
1,104.91	1,104.91

B. Other equity

Particulars	Reserves and surplus				Items of other comprehensive income		Total
	Securities premium	Capital reserve	Retained earnings	Re-measurements of the net defined benefit plans	Items that will not be reclassified to profit and loss		
					Gain/(loss) on fair valuation of non-current investments	Gain/(loss) on fair valuation of non-current investments	
Balance as at March 31, 2021	19,697.04	1,033.99	2,125.64	(0.94)	92,236.75	1,15,092.48	
Profit/(loss) for the year	-	-	(178.94)	-	-	(178.94)	
Other comprehensive income for the year	-	-	-	0.06	97,799.35	97,799.41	
Balance as at March 31, 2022	19,697.04	1,033.99	1,946.70	(0.88)	1,90,036.10	2,12,712.95	
Profit/(loss) for the year	-	-	(282.44)	-	-	(282.44)	
Other comprehensive income for the year	-	-	-	(0.23)	(18,804.74)	(18,804.97)	
Balance as at March 31, 2023	19,697.04	1,033.99	1,664.26	(1.11)	1,71,231.36	1,93,625.54	

This is the Standalone Statement of Changes in Equity referred to in our report of even date. The accompanying notes are integral part of these standalone financial statements.

For Lodha & Co.

Chartered Accountants
 Firm Registration No. 301051E

Shyamal Kumar

Partner
 M. No. 509325

Place : New Delhi
 Date : May 25, 2023

Ranjit Malik

Director
 DIN : 00059379

Pravesh Srivastava

Company Secretary
 M. No. A20993

Naresh Kumar Agarwal

Director
 DIN : 03552469

Neeraj Kanagat

CEO & CFO

For and on behalf of Board of Directors of
Hexa Tradex Limited


Standalone audited statement of cash flow for the year ended March 31, 2023

				(₹ lakhs)	
Particulars	Year ended March 31, 2023 Audited		Year ended March 31, 2022 Audited		
A. CASH INFLOW/ (OUTFLOW) FROM OPERATING ACTIVITIES					
Net profit/(loss) before tax	(376.06)		(251.72)		
Adjustments for:					
Add/(less):					
Interest expense and bank charges	35.67		47.45		
Dividend income	(2.36)		(0.89)		
Bad debts					
Effect of unrealised foreign exchange (gain)/loss (net)	52.03		21.23		
Loss on sale/discard of Intangible Asset	0.34		-		
Depreciation and amortization	0.50	86.18	0.34	68.13	
Operating profit before working capital changes	(289.88)		(183.59)		
Changes in operating assets and liabilities:					
Trade receivables	-		0.12		
Loans, other financial assets and other assets	(28.35)		5.75		
Trade payables, other financial liabilities, provisions and other liabilities	10.02	(18.33)	(5.19)	0.68	
Cash generated from operations	(308.21)		(182.91)		
Tax refund/(paid)	(0.50)		(0.57)		
Net cash inflow / (outflow) from operating activities	(308.71)		(183.48)		
B. CASH INFLOW/(OUTFLOW) FROM INVESTING ACTIVITIES					
Purchase of property, plant and equipment	(4.50)		-		
Dividend received	2.36		0.89		
Sale proceeds from property, plant and equipment	-		-		
Sale/(Purchase) of Non current investment	-		425.00		
Net cash inflow / (outflow) from investing activities	(2.14)		425.89		
C. CASH INFLOW/(OUTFLOW) FROM FINANCING ACTIVITIES					
Interest and bank charges paid	(3.58)		(4.76)		
Loan from related party	272.00		215.00		
Loan repaid to related party	-		(408.00)		
Net cash inflow / (outflow) from financing activities	268.42		(197.76)		
Net changes in cash and cash equivalents	(42.43)		44.65		
Cash and cash equivalents at beginning of the year	53.90		9.25		
Cash and cash equivalents at end of the year	11.47		53.90		

Notes: 1. Increase/(decrease) in current borrowings are shown net of repayments.

2. Figures in bracket indicates cash outflow.

3. The above cash flow statement has been prepared under the indirect method set out in IND AS - 7 'Statement of Cash Flows'.

This is the Standalone Statement of Cash Flows referred to in our report of even date.
The accompanying notes are integral part of these standalone financial statements.

For and on behalf of Board of Directors of
Hexa Tradex Limited

For Lodha & Co.
Chartered Accountants
Firm Registration No. 301051E

Ranjit Malik
Director
DIN : 00059379

Naresh Kumar Agarwal
Director
DIN : 03552469

Shyamal Kumar
Partner
M. No. 509325

Pravesh Srivastava
Company Secretary
M. No. A20993

Neeraj Kanagat
CEO & CFO

Place : New Delhi
Date : May 25, 2023



Notes To Standalone Financial Statements

1. Corporate and general information

Hexa Tradex Limited ("Hexa" or "the Company") is domiciled and incorporated in India and its shares are publicly traded on the National Stock Exchange ('NSE') and the Bombay Stock Exchange ('BSE'), in India. The registered office of Hexa is situated at A-1, UPSIDC Industrial Area, Nandgaon Road, Kosi Kalan, District Mathura, 281403 (U.P.) India. Information of principal shareholders are provided in note 10.

The financial statements for the year ended March 31, 2023 were approved by the Board of Directors and authorize for issue on May 25, 2023.

2. Basis of preparation

The standalone financial statements comply in all material aspects with Indian Accounting Standards (IND AS) notified under Section 133 of the Companies Act, 2013 (the Act) [Companies (Indian Accounting Standards) Rules, 2015] and other relevant provisions of the Act.

The Company has consistently applied the accounting policies used in the preparation for all periods presented.

The significant accounting policies used in preparing the financial statements are set out in Note 3 of the Notes to the standalone financial statements.

3. Significant accounting policies

3.1 Basis of measurement

The standalone financial statements have been prepared on accrual basis and under the historical cost convention except following which have been measured at fair value:

- certain financial assets and liabilities, except certain investments and borrowings carried at amortised cost,
- defined benefit plans- plan assets,

The standalone financial statements are presented in Indian Rupees (₹), which is the Company's functional and presentation currency and all amounts are rounded to the nearest lakhs (₹ 00,000) and two decimals thereof, except as stated otherwise.

3.2 Use of estimates

The preparation of the financial statements requires management to make estimates and assumptions. Actual results could vary from these estimates. The estimates and underlying assumptions are reviewed on an ongoing basis. Revisions to accounting estimates are recognised in the period in which the estimate is revised if the revision effects only that period or in the period of the revision and future periods if the revision affects both current and future years (refer note 4 on critical accounting estimates, assumptions and judgements).

3.3 Segment reporting

Operating segments are reported in a manner consistent with the internal reporting provided to the chief operating decision maker. The board of directors of Hexa Tradex Limited has appointed CEO and CFO who assesses the financial performance and position of the Company, and make strategic decisions. The CEO and CFO has been identified as being the chief decision maker. Refer Note 34 for segment information provided.

Notes To Standalone Financial Statements

3.4 Property, plant and equipment

Property, plant and equipment are carried at cost less accumulated depreciation and accumulated impairment losses, if any. Cost includes expenditure that is directly attributable to the acquisition of the items.

Subsequent costs are included in the asset's carrying amount or recognised as a separate asset, as appropriate, only when it is probable that future economic benefits associated with the item will flow to the Company and the cost of the item can be measured reliably. The carrying amount of any component accounted for as a separate asset is derecognised when replaced. All other repairs and maintenance are charged to profit or loss during the reporting period in which they are incurred.

Assets are depreciated to the residual values on a straight line basis over the estimated useful lives based on technical estimates. Assets residual values and useful lives are reviewed at each financial year end considering the physical condition of the assets and benchmarking analysis or whenever there are indicators for review of residual value and useful life. Estimated useful lives of the assets are as follows:

Category of assets	Life in years
Office equipments	3
Softwares	5

The gain or loss arising on the disposal or retirement of an item of property, plant and equipment is determined as the difference between the sales proceeds and the carrying amount of the asset and is recognised in the statement of profit and loss in the year of disposal or retirement.

3.5 Impairment of non-current assets

Non-current assets are tested for impairment whenever events or changes in circumstances indicate that the carrying amount may not be recoverable. An impairment loss is recognised for the amount by which the asset's carrying amount exceeds its recoverable amount. The recoverable amount is the higher of an asset's fair value less costs of disposal and value in use. For the purposes of assessing impairment, assets are grouped at the lowest levels for which there are separately identifiable cash inflows which are largely independent of the cash inflows from other assets or groups of assets (cash-generating units). Non-financial assets other than goodwill that suffered an impairment are reviewed for possible reversal of the impairment at the end of each reporting period.

3.6 Cash and cash equivalents

Cash and cash equivalents includes cash on hand and at bank, deposits held at call with banks, other short-term highly liquid investments with original maturities of three months or less that are readily convertible to a known amount of cash and are subject to an insignificant risk of changes in value and are held for the purpose of meeting short-term cash commitments.

For the purpose of the statement of cash flows, cash and cash equivalents consists of cash and short term deposits, as defined above, net of outstanding bank overdraft as they are being considered as integral part of the Company's cash management. Bank overdrafts (if any) are shown within borrowings in current liabilities in the balance sheet.

3.7 Inventories

Inventories are valued at the lower of cost and net realizable value except scrap, which is valued at net realizable value. Net realisable value is the estimated selling price in the ordinary course of business, less estimated costs of completion and the estimated costs necessary to make the sale. The cost of



Notes To Standalone Financial Statements

inventories comprises of cost of purchase, cost of conversion and other costs incurred in bringing the inventories to their respective present location and condition. Cost is computed on the weighted average basis.

3.8 Employee benefits

- a) Short term employee benefits are recognized as an expense in the statement of profit and loss of the year in which the related services are rendered. Liabilities for wages and salaries, including non-monetary benefits that are expected to be settled wholly within 12 months after the end of the period in which the employees render the related service are recognised in respect of employees' services up to the end of the reporting period and are measured at the amounts expected to be paid when the liabilities are settled. The liabilities are presented as current employee benefit obligations in the balance sheet.
- b) Leave encashment is accounted for using the projected unit credit method, on the basis of actuarial valuations carried out by third party actuaries at each balance sheet date. Actuarial gains and losses arising from experience adjustments and changes in actuarial assumptions are charged or credited to profit and loss in the period in which they arise.
- c) Contribution to provident fund, a defined contribution plan, is made in accordance with the statute, and is recognised as an expense in the year in which employees have rendered services.
- d) The liability or asset recognised in the balance sheet in respect of gratuity plans is the present value of the defined benefit obligation at the end of the reporting period less the fair value of plan assets. The defined benefit obligation is calculated annually by actuaries using the projected unit credit method.

The present value of the defined benefit obligation denominated in Indian Rupees (₹) is determined by discounting the estimated future cash outflows by reference to market yields at the end of the reporting period on government bonds that have terms approximating to the terms of the related obligation.

The net interest cost is calculated by applying the discount rate to the net balance of the defined benefit obligation and the fair value of plan assets. This cost is included in employee benefit expense in the statement of profit and loss.

Re-measurement gains and losses arising from experience adjustments and changes in actuarial assumptions are recognised in the period in which they occur, directly in other comprehensive income. They are included in retained earnings in the statement of changes in equity and in the balance sheet.

Changes in the present value of the defined benefit obligation resulting from plan amendments or curtailments are recognised immediately in profit or loss as past service cost.

The Company operates defined benefit plans for gratuity, which requires contributions to be made to a separately administered fund. Funds are managed by trust. The trust have policies from an insurance company. These benefits are partially funded.

3.9 Foreign currency reinstatement

a) Functional and presentation currency

Standalone financial statements have been presented in Indian Rupees (₹), which is the Company's functional and presentation currency.



Notes To Standalone Financial Statements

b) Transactions and balances

Transactions in foreign currencies are initially recorded by the Company at rates prevailing at the date of the transaction. Foreign exchange gains and losses resulting from the settlement of such transactions and from the translation of monetary assets and liabilities denominated in foreign currencies at the year end exchange rates are recognised in statement of profit and loss.

Exchange gain and loss on creditors and other than financing activities are presented in the statement of profit and loss, as other income and as other expenses respectively. Foreign exchange gain and losses on financing activities to the extent that they are regarded as an adjustment to interest costs are presented in the statement of profit and loss as finance cost and balance gain and loss are presented in statement of profit and loss as other income and as other expenses respectively.

Non-monetary items that are measured at fair value in foreign currency are translated using the exchange rates at the date when the fair value was determined.

3.10 Financial instruments- initial recognition, subsequent measurement and impairment

A financial instrument is any contract that gives rise to a financial asset of one entity and a financial liability or equity instrument of another entity.

a) Financial assets

Financial assets are classified at amortised cost or fair value through other comprehensive income or fair value through profit or loss, depending on its business model for managing those financial assets and the assets contractual cash flow characteristics.

For assets measured at fair value, gains and losses will either be recorded in profit or loss or other comprehensive income. For investments in equity instruments, this will depend on whether the company has made an irrevocable election at the time of initial recognition to account for the equity investment at fair value through other comprehensive income.

For impairment purposes significant financial assets are tested on an individual basis, other financial assets are assessed collectively in groups that share similar credit risk characteristics.

Measurement

At initial recognition, the Company measures a financial asset at its fair value plus, in the case of a financial asset not at fair value through profit or loss, transaction costs that are directly attributable to the acquisition of the financial asset. Transaction costs of financial assets carried at fair value through profit or loss are expensed in profit or loss.

Financial assets with embedded derivatives are considered in their entirety when determining whether their cash flows are solely payment of principal and interest.

Trade receivables

A receivable is classified as a 'trade receivable' if it is in respect to the amount due from customers on account of goods sold or services rendered in the ordinary course of business. Trade receivables are recognised initially at transaction value except trade receivable that contains significant financing component that are subsequently measured at amortised cost using the effective interest method, less provision for impairment. For some trade receivables the Company may obtain security in the form of guarantee, security deposit or letter of credit which can be called upon if the counterparty is in default under the terms of the agreement.



Notes To Standalone Financial Statements

Investment in equity instruments

Investment in equity securities are initially measured at fair value. Any subsequent fair value gain or loss is recognized through profit or loss if such investments in equity securities are held for trading purposes. The fair value gains or losses of all other equity securities are recognized in other comprehensive income. Where the company's management has elected to present fair value gains and losses on equity investments in other comprehensive income, there is no subsequent reclassification of fair value gains and losses to profit and loss. Dividends from such investments are recognised in profit and loss, when the Company's right to receive payments is established. Impairment losses (and reversal of impairment losses) on equity investments measured at FVOCI are not reported separately from other changes in fair value.

De-recognition of financial asset

A financial asset is derecognised only when

- The Company has transferred the rights to receive cash flows from the financial asset or
- Retains the contractual rights to receive the cash flows of the financial asset, but assumes a contractual obligation to pay the cash flows to one or more recipients.

Where the entity has transferred an asset, the Company evaluates whether it has transferred substantially all risks and rewards of ownership of the financial asset. In such cases, the financial asset is derecognised. Where the entity has not transferred substantially all risks and rewards of ownership of the financial asset, the financial asset is not derecognised.

Where the entity has neither transferred a financial asset nor retains substantially all risks and rewards of ownership of the financial asset, the financial asset is derecognised if the Company has not retained control of the financial asset. Where the Company retains control of the financial asset, the asset is continued to be recognised to the extent of continuing involvement in the financial asset.

b) Financial liabilities

At initial recognition, all financial liabilities other than fair valued through profit and loss are recognised initially at fair value less transaction costs that are attributable to the issue of financial liability. Transaction costs of financial liability carried at fair value through profit or loss is expensed in profit or loss.

i) Financial liabilities at fair value through profit or loss

Financial liabilities at fair value through profit or loss include financial liabilities held for trading. The Company has not designated any financial liabilities upon initial measurement recognition at fair value through profit or loss. Financial liabilities at fair value through profit or loss are at each reporting date at fair value with all the changes recognized in the statement of profit and loss.

ii) Financial liabilities measured at amortised cost

Borrowings

Borrowings are initially recognised at fair value, net of transaction costs incurred. Borrowings are subsequently measured at amortised cost. Any difference between the proceeds (net of transaction costs) and the redemption amount is recognised in profit or loss over the period of the borrowings using the effective interest method. Fees paid on the establishment of loan facilities are recognised as transaction costs of the loan to the extent that it is probable that



Notes To Standalone Financial Statements

some or all of the facility will be drawn down. In this case, the fee is deferred until the draw down occurs. To the extent there is no evidence that it is probable that some or all of the facility will be drawn down, the fee is capitalised as a prepayment for liquidity services and amortised over the period of the facility to which it relates.

Borrowings are derecognised from the balance sheet when the obligation specified in the contract is discharged, cancelled or expired. The difference between the carrying amount of a financial liability that has been extinguished or transferred to another party and the consideration paid, including any non-cash assets transferred or liabilities assumed, is recognised in profit or loss.

Borrowings are classified as current liabilities unless the Company has unconditional right to defer settlement of the liability for atleast twelve months after reporting period.

Trade and other payables

A payable is classified as 'trade payable' if it is in respect of the amount due on account of goods purchased or services received in the normal course of business. These amounts represent liabilities for goods and services provided to the Company prior to the end of financial year which are unpaid. Trade and other payables are presented as current liabilities unless payment is not due within 12 months after the reporting period. They are recognised initially at their fair value and subsequently measured at amortised cost using the effective interest method.

De-recognition of financial liability

A financial liability is derecognised when the obligation under the liability is discharged or cancelled or expires. The difference between the carrying amount of a financial liability that has been extinguished or transferred to another party and the consideration paid, including any non-cash assets transferred or liabilities assumed, is recognised in profit or loss.

Offsetting financial instruments

Financial assets and liabilities are offset and the net amount is reported in the balance sheet where there is a legally enforceable right to offset the recognised amounts and there is an intention to settle on a net basis or realise the asset and settle the liability simultaneously. The legally enforceable right must not be contingent on future events and must be enforceable in the normal course of business and in the event of default, insolvency or bankruptcy of the Company or the counterparty.

3.11 Equity share capital

Ordinary shares are classified as equity. Incremental costs net of taxes directly attributable to the issue of new equity shares are reduced from retained earnings, net of taxes.

3.12 Taxation

Income tax expenses or credit for the period comprised of tax payable on the current period's taxable income based on the applicable income tax rate, the changes in deferred tax assets and liabilities attributable to temporary differences and to unused tax losses and previous year tax adjustments.

Tax is recognised in the statement of profit and loss, except to the extent that it relates to items recognised directly in equity or other comprehensive income, in such cases the tax is also recognised directly in equity or in other comprehensive income. Any subsequent change in direct tax on items initially recognised in equity or other comprehensive income is also recognised in equity or other comprehensive income, such change could be for change in tax rate.



Notes To Standalone Financial Statements

The current income tax charge or credit is calculated on the basis of the tax law enacted after considering allowances, exemptions and unused tax losses under the provisions of the applicable income tax laws. Current tax assets and current tax liabilities are off set, and presented as net.

Deferred income tax is recognised, using the liability method, on temporary differences arising between the tax base of assets and liabilities and their carrying amounts in the financial statements. Deferred income tax is determined using tax rates and laws that have been enacted or substantially enacted by the end of the reporting period and are expected to apply when the related deferred income tax asset is realised or the deferred income tax liability is settled.

Deferred tax liabilities are recognised for all taxable temporary differences and deferred tax assets are recognised for all deductible temporary differences and unused tax losses only if it is probable that future taxable amounts will be available to utilise those temporary differences and losses. Deferred tax assets and deferred tax liabilities are off set, and presented as net.

The carrying amount of deferred tax assets is reviewed at each balance sheet date and reduced to the extent that it is no longer probable that sufficient taxable profits will be available against which the temporary differences can be utilised.

3.13 Revenue recognition and other income

a) Sale of goods

Revenue is recognised when a customer obtains control of a promised good and thus has the ability to direct the use and obtain the benefits from the good in an amount that reflects the consideration to which the entity expects to be entitled in exchange for those goods and when there are no longer any unfulfilled obligations to the customer. Revenue is recognised net of Goods and Service Tax (GST).

b) Dividend- Dividend income is recognised when the right to receive dividend is established.

c) Other income

Interest- Interest income is recognised on a time-proportion basis taking into account the amount outstanding and the rate applicable.

3.14 Dividend distribution

Annual dividend distribution to the shareholders is recognised as a liability in the period in which the dividends are approved by the shareholders. Any interim dividend paid is recognised on approval by board of directors. Dividend payable and corresponding tax on dividend distribution is recognised directly in equity.

3.15 Earnings per share

Basic earnings per share is computed using the net profit for the year attributable to the shareholders' and weighted average number of shares outstanding during the year. The weighted average numbers of shares also includes fixed number of equity shares that are issuable on conversion of compulsorily convertible preference shares, debentures or any other instrument, from the date consideration is receivable (generally the date of their issue) of such instruments.

Diluted earnings per share is computed using the net profit for the year attributable to the shareholder' and weighted average number of equity and potential equity shares outstanding during the year including share options, convertible preference shares and debentures, except where the result would be anti-dilutive. Potential equity shares that are converted during the year are included in the



Notes To Standalone Financial Statements

calculation of diluted earnings per share, from the beginning of the year or date of issuance of such potential equity shares, to the date of conversion.

3.16 Provisions and contingencies

a) Provisions

Provisions are recognised when the Company has a present obligation (legal or constructive) as a result of a past event, it is probable that an outflow of resources embodying economic benefits will be required to settle the obligation and a reliable estimate can be made of the amount of the obligation. Provisions are not recognised for future operating losses.

Provisions are measured at the present value of management's best estimate of the expenditure required to settle the present obligation at the end of the reporting period. The discount rate used to determine the present value is a pre-tax rate that reflects current market assessments of the time value of money and the risks specific to the liability. The increase in the provision due to the passage of time is recognised as interest expense.

Gratuity and leave encashment provision

Refer Note 3.8 for provision relating to gratuity and leave encashment.

b) Contingencies

Contingent liabilities are disclosed when there is a possible obligation arising from past events, the existence of which will be confirmed only by the occurrence or non-occurrence of one or more uncertain future events not wholly within the control of the Company or a present obligation that arises from past events where it is either not probable that an outflow of resources will be required to settle or a reliable estimate of the amount cannot be made. Information on contingent liability is disclosed in the notes to the financial statements. Contingent assets are not recognised. However, when the realisation of income is virtually certain, then the related asset is no longer a contingent asset, but it is recognised as an asset.

3.17 Investment in subsidiary

A subsidiary is an entity controlled by the Company. Control exists when the Company has power over the entity, is exposed, or has rights to variable returns from its involvement with the entity and has the ability to affect those returns by using its power over entity. Power is demonstrated through existing rights that give the ability to direct relevant activities, those which significantly affect the entity's returns. Investments in subsidiaries are carried at cost. The cost comprises price paid to acquire investment and directly attributable cost.

3.18 Current versus non-current classification

The Company presents assets and liabilities in balance sheet based on current/non-current classification.

The Company has presented non-current assets and current assets before equity, non-current liabilities and current liabilities in accordance with Schedule III, Division II of Companies Act, 2013 notified by MCA.

An asset is classified as current when it is:

- a) Expected to be realised or intended to be sold or consumed in normal operating cycle,
- b) Held primarily for the purpose of trading,



Notes To Standalone Financial Statements

- c) Expected to be realised within twelve months after the reporting period, or
- d) Cash or cash equivalent unless restricted from being exchanged or used to settle a liability for at least twelve months after the reporting period.

All other assets are classified as non-current.

A liability is classified as current when it is:

- a) Expected to be settled in normal operating cycle,
- b) Held primarily for the purpose of trading,
- c) Due to be settled within twelve months after the reporting period, or
- d) There is no unconditional right to defer the settlement of the liability for at least twelve months after the reporting period.

All other liabilities are classified as non-current.

The operating cycle is the time between the acquisition of assets for processing and their realisation in cash or cash equivalents.

3.19 Recent accounting pronouncements

New and amended standards

Ministry of Corporate Affairs ("MCA") notifies new standard or amendments to the existing standards under Companies (Indian Accounting Standards) Rules as issued from time to time. On March 31, 2023, MCA amended the Companies (Indian Accounting Standards) Rules, 2015 by issuing the Companies (Indian Accounting Standards) Amendment Rules, 2023, applicable from April 1, 2023, as below:

Ind AS -1 Presentation of Financial Statements - This amendment requires the entities to disclose their material accounting policies rather than their significant accounting policies. The effective date of adoption of this amendment is annual periods beginning on or after April 1, 2023. The Company has evaluated the amendments and the impact of the amendment is insignificant in the standalone financial statements.

Ind AS - 8 Accounting Policies, Changes in Accounting Estimates and Errors - This amendment has introduced a definition of 'Accounting Estimates' and included amendments to Ind AS 8 to help entities distinguish changes in accounting policies from changes in accounting estimates. The effective date for adoption of this amendment is annual periods beginning on or after April 1, 2023. The Company has evaluated the amendments and there is no impact on its standalone financial statements.

Ind AS 12-Income Taxes-This amendment has narrowed the scope of initial recognition exemption so that it does not apply to transactions that give rise to equal and offsetting temporary differences. The effective date for adoption of this amendment is annual periods beginning on or after April 1, 2023. The Company has evaluated the amendment and there is no impact on its standalone financial statement.

4. Critical accounting estimates, assumptions and judgements

In the process of applying the Company's accounting policies, management has made the following estimates, assumptions and judgements, which have significant effect on the amounts recognised in the financial statement:



Notes To Standalone Financial Statements

(a) Property, plant and equipment

External adviser or internal technical team assess the remaining useful lives and residual value of property, plant and equipment. Management believes that the assigned useful lives and residual value are reasonable, the estimates and assumptions made to determine depreciation are critical to the Company's financial position and performance.

(b) Income taxes

Management judgment is required for the calculation of provision for income taxes and deferred tax assets and liabilities. The Company reviews at each balance sheet date the carrying amount of deferred tax assets. The factors used in estimates may differ from actual outcome which could lead to significant adjustment to the amounts reported in the standalone financial statements.

(c) Contingencies

Management judgement is required for estimating the possible outflow of resources, if any, in respect of contingencies/claim/litigations against the Company as it is not possible to predict the outcome of pending matters with accuracy.

(d) Allowance for uncollected accounts receivable and advances

Trade receivables do not carry any interest and are stated at their normal value as reduced by appropriate allowances for estimated irrecoverable amounts. Individual trade receivables are written off when management deems them not to be collectible. Impairment is made on the expected credit losses, which are the present value of the cash shortfall over the expected life of the financial assets.


Notes To Standalone Financial Statements
5. Property, plant and equipment (₹ lakhs)

Particulars	Office equipments	Total
Gross block		
As at April 1, 2021	0.81	0.81
Additions	-	-
Less: Disposal/adjustments	-	-
As at March 31, 2022	0.81	0.81
Additions	-	-
Less: Disposal/adjustments	-	-
As at March 31, 2023	0.81	0.81
Accumulated depreciation		
As at April 1, 2021	0.18	0.18
Charge for the year	0.26	0.26
Less: Disposal/adjustments	-	-
As at March 31, 2022	0.44	0.44
Charge for the period	0.25	0.25
Less: Disposal/adjustments	-	-
As at March 31, 2023	0.69	0.69
Net carrying amount		
As at March 31, 2022	0.37	0.37
As at March 31, 2023	0.12	0.12

5A. Intangible assets (₹ lakhs)

Particulars	Computer Software	Total
Gross block		
As at April 1, 2021	0.91	0.91
Additions	-	-
Less: Disposal/adjustments	-	-
As at March 31, 2022	0.91	0.91
Additions	4.50	4.50
Less: Disposal/adjustments	0.89	0.89
As at March 31, 2023	4.52	4.52
Accumulated depreciation		
As at April 1, 2021	0.39	0.39
Charge for the year	0.08	0.08
Less: Disposal/adjustments	-	-
As at March 31, 2022	0.47	0.47
Charge for the year	0.25	0.25
Less: Disposal/adjustments	0.54	0.54
As at March 31, 2023	0.18	0.18
Net carrying amount		
As at March 31, 2022	0.44	0.44
As at March 31, 2023	4.34	4.34


Notes To Standalone Financial Statements
6. Non- current investments

Particulars	As at March 31, 2023			As at March 31, 2022		
	No. of shares	Face value (₹)	₹ lakhs	No. of shares	Face value (₹)	₹ lakhs
Non-trade						
I. Equity instruments (fully paid up)						
A. Subsidiary company- unquoted (at cost)						
Hexa Securities and Finance Company Limited (refer note i)	22,13,81,530	10	22,138.18	22,13,81,530	10	22,138.18
B. Others- quoted (at fair value through other comprehensive income)						
a) JSW Steel Limited	13,620	1	93.72	13,620	1	99.79
b) JSW Holdings Limited	334	10	12.82	334	10	13.71
			106.54			113.50
C. Others- unquoted (at fair value through other comprehensive income)						
a) Rohit Tower Building Limited	2,400	100	-	2,400	100	-
b) Sona Bheel Tea Limited	86,025	10	90.62	86,025	10	149.06
c) Siddeshwari Tradex Private Limited (Pursuant to scheme of merger) (refer note ii)	7,643	10	77,701.44	7,643	10	88,859.33
d) OPJ Trading Private Limited	8,189	10	245.72	8,189	10	-
e) Sahyog Tradecorp Private Limited	8,189	10	60,691.91	8,189	10	66,924.89
f) Virtuous Tradecorp Private Limited	8,189	10	84,420.19	8,189	10	92,032.51
g) Brahmaputra Capital & Finance Services Limited	100	10	0.01	100	10	0.01
h) Groovy Trading Private Limited	10	10	0.82	10	10	0.82
i) Jindal Holdings Limited	10	10	-	10	10	-
j) Strata Multiventures Private Limited	819	10	-	819	10	-
k) Indusglobe Multiventures Private Limited	819	10	1,105.87	819	10	706.32
l) Divino Multiventures Private Limited	819	10	37.51	819	10	28.03
m) Genova Multisolutions Private Limited	819	10	-	819	10	-
n) Radius Multiventures Private Limited	819	10	-	819	10	-
o) Jindal Steel & Alloys Limited	10	10	0.02	10	10	0.02
p) Abhinandan Investments Limited	31,700	10	99.08	31,700	10	69.07
			2,24,393.19			2,48,770.06
II. Compulsorily convertible preference shares (CCPS)- unquoted (at amortised cost)						
a) Strata Multiventures Private Limited.	81,900	10	8.19	81,900	10	8.19
b) Indusglobe Multiventures Private Limited.	81,900	10	8.19	81,900	10	8.19
c) Divino Multiventures Private Limited.	81,900	10	8.19	81,900	10	8.19
d) Genova Multisolutions Private Limited.	81,900	10	8.19	81,900	10	8.19
e) Radius Multiventures Private Limited.	81,900	10	8.19	81,900	10	8.19
f) Sahyog Tradecorp Private Limited.	8,18,900	10	81.89	8,18,900	10	81.89


Notes To Standalone Financial Statements

Particulars	As at March 31, 2023			As at March 31, 2022		
	No. of shares	Face value (₹)	₹ lakhs	No. of shares	Face value (₹)	₹ lakhs
g) OPJ Trading Private Limited	5,73,230	10	-	5,73,230	10	-
			122.84			122.84
Total			2,46,760.75			2,71,144.58
Aggregate value of quoted investments			106.54			113.50
Market value of quoted investments			106.54			113.50
Aggregate value of unquoted investments			2,46,654.21			2,71,031.08

Note:

- i) Including 300 No. of shares held through nominee shareholders. Further, as collateral security 25% shares has been pledged and 75% shares provided under Non Disposable Undertaking for Term Loan sanctioned ₹ 42500 lakhs by Tata Capital Financial Services Limited to subsidiary Hexa Securities and Finance Company Limited. Corporate guarantee of ₹ 42500 lakhs also given for said term loan. Loan outstanding as on 31st March, 2023 is ₹ 34202.42 lakhs (31st March, 2022 ₹ 19130.90 lakhs).
- ii) NCLT Cuttack vide its order number MA No. 16B/2021 dated January 18, 2021 had approved a scheme of amalgamation (merger by absorption) of Danta Enterprises Private Limited ("transferor company 1"), Glebe Trading Private Limited ("transferor company 2") into Siddeshwari Tradex Private Limited ("transferee company"). As a result for every 15 shares of Danta Enterprises Private limited 14 shares of Siddeshwari Tradex Private Limited was issued to the company.


Notes To Standalone Financial Statements

(₹ lakhs)		
Particulars	As at March 31, 2023	As at March 31, 2022
7 Cash and cash equivalents		
Balances with banks		
In current accounts	11.47	53.90
Total cash and cash equivalents	11.47	53.90
8 Current loans		
Unsecured, considered good		
Loans to employees	5.44	0.14
Total current loans	5.44	0.14
9 Other current assets		
Prepaid expenses	0.07	-
Advance to vendors	2.63	4.24
Balances with state and central government authorities	36.64	12.05
Total other current assets	39.34	16.29
10 Equity share capital		
Authorised		
7,50,00,000 equity shares of ₹ 2/- each	1,500.00	1,500.00
	1,500.00	1,500.00
Issued, subscribed and paid-up		
5,52,45,354 equity shares (March 31, 2022 5,52,45,354) of ₹ 2/- each fully paid-up	1,104.91	1,104.91
Total equity share capital	1,104.91	1,104.91
a) Reconciliation of the number of shares:		
Shares outstanding as at the beginning of the year	5,52,45,354	5,52,45,354
Shares outstanding as at the end of the year	5,52,45,354	5,52,45,354



Notes To Standalone Financial Statements

b) Details of shareholders holding more than 5% shares in the Company

Name of shareholders	As at March 31, 2023		As at March 31, 2022	
	No. of shares	% of holding	No. of shares	% of holding
Nalwa Sons Investments Limited	1,07,10,000	19.39%	1,07,10,000	19.39%
Sigma Tech Inc	60,24,000	10.90%	60,24,000	10.90%
Cresta Fund Limited	-	-	54,89,085	9.94%
Albula Investment Fund Limited	-	-	50,04,027	9.06%
Innox Global Multiventures Private Limited	49,04,210	8.88%		
Opelina Sustainable Services Limited	48,63,370	8.80%		
JSL Limited	67,64,370	12.24%		
Siddeshwari Tradex Private Limited	71,59,693	12.96%	47,52,984	8.60%
Total	4,04,25,643	73.17%	3,19,80,096	57.89%

c) Aggregate number of bonus shares issued, shares issued for consideration other than cash, shares bought back during the period of five years immediately preceding the reporting date.

Nil Nil Nil Nil

d) 650 equity shares have been held in abeyance, and not allotted due to attachment orders by Court.

e) Terms/ rights attached to equity shares:

The Company has only one class of equity shares having a par value of ₹ 2/- per equity share and holder of the equity share is entitled to one vote per share. The dividend proposed by the Board of Directors is subject to approval of the shareholders in the ensuing annual general meeting, except in case of interim dividend. In the event of liquidation of the Company, the holders of the equity shares will be entitled to receive the remaining assets of the Company in proportion to the number of equity shares held.

f) Shareholding of Promoters* as below:

Name of shareholders	As at March 31, 2023		As at March 31, 2022		% Change in Shareholding
	No. of shares	% of holding	No. of shares	% of holding	
Promoter Name					
1(a) Individuals/Hindu Undivided Family					
1 Indresh Batra	1,54,000	0.28%	1,54,000	0.28%	0.00%
2 Naveen Jindal	43,740	0.08%	43,740	0.08%	0.00%
3 Savitri Devi Jindal	20,760	0.04%	20,760	0.04%	0.00%
4 R K Jindal & Sons HUF	16,320	0.03%	16,320	0.03%	0.00%
5 Arti Jindal	12,000	0.02%	12,000	0.02%	0.00%
6 Shradha Jatia	8,500	0.02%	8,500	0.02%	0.00%
7 Urvi Jindal	6,000	0.01%	6,000	0.01%	0.00%
8 S K Jindal And Sons HUF	4,320	0.01%	4,320	0.01%	0.00%
9 P R Jindal HUF	4,320	0.01%	4,320	0.01%	0.00%


Notes To Standalone Financial Statements

Name of shareholders		As at March 31, 2023		As at March 31, 2022		% Change in Shareholding
		No. of shares	% of holding	No. of shares	% of holding	
Promoter Name						
10	Abhyuday Jindal	3,000	0.01%	3,000	0.01%	0.00%
11	Tripti Jindal	3,000	0.01%	3,000	0.01%	0.00%
12	Sminu Jindal	3,000	0.01%	3,000	0.01%	0.00%
13	Deepika Jindal	3,000	0.01%	3,000	0.01%	0.00%
14	Naveen Jindal HUF	1,320	0.00%	1,320	0.00%	0.00%
15	Naveen Jindal As Trustee Of Global Vison Trust	1,000	0.00%	1,000	0.00%	0.00%
16	Parth Jindal	100	0.00%	100	0.00%	0.00%
17	Tanvi Shete	100	0.00%	100	0.00%	0.00%
18	Tarini Jindal Handa	100	0.00%	100	0.00%	0.00%
19	Sangita Jindal	100	0.00%	100	0.00%	0.00%
20	Sajjan Jindal	100	0.00%	100	0.00%	0.00%
21	Sajjan Jindal As Trustee Of Sajjan Jindal Family Trust	100	0.00%	100	0.00%	0.00%
22	Sajjan Jindal As Trustee Of Sajjan Jindal Lineage Trust	100	0.00%	100	0.00%	0.00%
23	Sajjan Jindal As Trustee Of Sangita Jindal Family Trust	100	0.00%	100	0.00%	0.00%
24	Sajjan Jindal As Trustee Of Tarini Jindal Family Trust	100	0.00%	100	0.00%	0.00%
25	Sajjan Jindal As Trustee Of Tanvi Jindal Family Trust	100	0.00%	100	0.00%	0.00%
26	Sajjan Jindal As Trustee Of Parth Jindal Family Trust	100	0.00%	100	0.00%	0.00%
1(b)	Any Other - Body Corporate					
1	Nalwa Sons Investments Limited	1,07,10,000	19.39%	1,07,10,000	19.39%	0.00%
2	Siddeshwari Tradex Private Limited	71,59,693	12.96%	47,52,984	8.60%	4.36%
3	OPJ Trading Private Limited	23,03,826	4.17%	23,03,826	4.17%	0.00%
4	JSL Limited	67,64,370	12.24%	22,23,800	4.03%	8.21%
5	Radius Multiventures Private Limited	19,79,925	3.58%	19,79,925	3.58%	0.00%
6	Virtuous Tradecorp Private Limited	16,56,224	3.00%	16,56,224	3.00%	0.00%
7	Opelina Sustainable Services Limited	48,63,370	8.80%	6,50,000	1.18%	7.62%
8	Meredith Traders Private Limited	86,800	0.16%	86,800	0.16%	0.00%
9	Gagan Trading Company Limited	43,200	0.08%	43,200	0.08%	0.00%
10	Innox Global Multiventures Private Limited	49,04,210	8.88%	40,440	0.07%	8.81%
11	Sahyog Holdings Private Limited	100	0.00%	100	0.00%	0.00%
12	Vinamra Consultancy Private Limited	100	0.00%	100	0.00%	0.00%
13	JSW Holdings Limited	100	0.00%	100	0.00%	0.00%


Notes To Standalone Financial Statements

Name of shareholders	As at March 31, 2023		As at March 31, 2022		% Change in Shareholding
	No. of shares	% of holding	No. of shares	% of holding	
Promoter Name					
2(a) Individual (Non Resident)- Foreign					
1 Prithavi Raj Jindal	26,20,637	4.74%	26,20,637	4.74%	0.00%
2 Ratan Jindal	15,240	0.03%	15,240	0.03%	0.00%
2(b) Any Other (Specify)- Body Corporate					
1 Sigma Tech Inc	60,24,000	10.90%	60,24,000	10.90%	0.00%
2 Estrela Investment Company Limited	3,75,500	0.68%	3,75,500	0.68%	0.00%
3 Templar Investments Limited	3,71,300	0.67%	3,71,300	0.67%	0.00%
4 Mendeza Holdings Limited	3,66,500	0.66%	3,66,500	0.66%	0.00%
5 Nacho Investments Limited	3,65,000	0.66%	3,65,000	0.66%	0.00%
Total Promoter's Shareholding {1(a)+1(b)+2(a)+2(b)}	5,08,95,475		3,48,71,056		
Total Promoter's Shareholding (%)		92.13%		63.12%	29.00%

*Promoter here means promoter as defined in the Companies Act, 2013.

Standalone Balance Sheet as at March 31, 2023

(₹ lakhs)

Particulars	As at March 31, 2023	As at March 31, 2022
11 Other equity		
A) Reserve and Surplus		
i) Securities premium		
Balance as per last financial statements	19,697.04	19,697.04
Closing balance	19,697.04	19,697.04
ii) Capital reserve		
Balance as per last financial statements	1,033.99	1,033.99
Closing balance	1,033.99	1,033.99
iii) Retained earnings		
Balance as per last financial statements	1,946.70	2,125.64
Add: Net profit/(loss) for the year	(282.44)	(178.94)
Closing balance	1,664.26	1,946.70
iv) Re-measurements of the net defined benefit plans		
Balance as per last financial statements	(0.88)	(0.94)
Add: Addition for the year	(0.23)	0.06
Closing balance	(1.11)	(0.88)
Total of Reserve and Surplus	22,394.18	22,676.85


Notes To Standalone Financial Statements

Particulars	(₹ lakhs)	
	As at March 31, 2023	As at March 31, 2022
B) Other comprehensive income		
Items that will not be reclassified to profit and loss		
Gain/(loss) on fair valuation of non-current investments		
Balance as per last financial statements	1,90,036.10	92,236.75
Add: Addition for the year	(18,804.74)	97,799.35
Closing balance	1,71,231.36	1,90,036.10
Total other equity (A+B)	1,93,625.54	2,12,712.95

Nature of reserves:

Retained earnings represent the undistributed profits of the Company.

Other comprehensive income reserve represent the balance in equity for items to be accounted in other comprehensive income. OCI is classified into (i) Items that will not be reclassified to profit and loss (ii) Items that will be reclassified to profit and loss.

Securities premium represents the amount received in excess of par value of securities (equity shares, preference shares and debentures).

Particulars	(₹ lakhs)	
	As at March 31, 2023	As at March 31, 2022
12 Non- current borrowings		
Unsecured, considered good		
From related party* (refer note 30)	507.65	203.56
Total non- current borrowings	507.65	203.56

*Loan taken from Siddeshwari Tradex Private Limited is repayable after 3 years from the date of loan agreement i.e. 16th April 2021 and carries interest rate range from @ 10.90 % to 11.60% p.a. (March 31, 2022 11.25 % to 12.25% p.a.).

There is no default in repayment of principal and interest.

13 Non- current provisions		
Provision for employee benefits		
Gratuity	2.19	18.17
Leave encashment	8.36	27.55
Total non- current provisions	10.55	45.72
Refer Note 31 and note 32		

14 Other current financial liabilities		
Dues to employees	9.00	7.72
Other outstanding financial liabilities #	676.08	622.47
Total other current financial liabilities	685.08	630.19
# includes provision for expenses.		


Notes To Standalone Financial Statements

(₹ lakhs)		
Particulars	As at March 31, 2023	As at March 31, 2022
15 Other current liabilities		
Statutory dues	9.96	9.30
Total other current liabilities	9.96	9.30
16 Current provisions		
Provision for employee benefits		
Gratuity	20.62	1.72
Leave encashment	24.49	1.42
Total current provisions	45.11	3.14
Refer Note 31 and note 32		
(₹ lakhs)		
Particulars	Year ended March 31, 2023	Year ended March 31, 2022
17 Revenue from operations		
Other operating revenues		
Consultancy income	2.41	1.00
Dividend income	2.36	0.89
Total revenue from operations	4.77	1.89
18 Other income		
Interest income on income tax refund	0.03	-
Total other income	0.03	-
19 Employee benefit expenses		
Salary and wages	133.83	117.97
Contribution to provident and other funds	11.19	10.02
Workmen and staff welfare	0.90	0.85
Total employee benefit expenses	145.92	128.84
Also refer note 31 & 32		
20 Finance costs		
Interest expense		
On Inter corporate deposit	35.65	47.43
Bank charges	0.02	0.02
Total finance costs	35.67	47.45


Notes To Standalone Financial Statements

(₹ lakhs)		
Particulars	Year ended March 31, 2023	Year ended March 31, 2022
21 Other expenses		
Rent	0.49	0.32
Repair and maintenance- others	-	2.66
Travelling and conveyance	9.66	9.70
Postage and telephones	4.15	0.38
Legal and professional fees	95.09	31.55
Fees & Subscription	23.56	-
Directors' meeting fees	4.80	5.40
Auditors' remuneration [refer note 26(a)]	2.75	2.95
Advertisement	0.44	1.62
Net loss/ (gain) on foreign currency transactions	52.03	21.23
Loss on sale/discard of Software	0.34	-
Miscellaneous expenses	5.46	1.17
Total other expenses	198.77	76.98

22. Financial risk management
22.1 Financial risk factors

The Company's principal financial liabilities comprise borrowings, trade and other payables. The main purpose of these financial liabilities is to manage finances for Company's operations. The Company has loans, trade and other receivables and cash that arise directly from its operations. The Company's activities expose it to a variety of financial risks.

i) Market risk

Market risk is the risk that the fair value or future cash flows of a financial instrument will fluctuate because of changes in market prices. Market prices comprise three types of risk: currency rate risk, interest rate risk and other price risks, such as commodity risk. Financial instruments affected by market risk include loans and borrowings, deposits and investments. Foreign currency risk is the risk that the fair value or future cash flows of a financial instrument will fluctuate because of changes in foreign exchange rates. Interest rate risk is the risk that the fair value or future cash flows of a financial instrument will fluctuate because of changes in market interest rates. This is based on the financial assets and financial liabilities held as at March 31, 2023 and March 31, 2022.

ii) Credit risk

Credit risk is the risk that a counter party will not meet its obligations under a financial instrument or customer contract, leading to a financial loss.

iii) Liquidity risk

Liquidity risk is the risk that the Company may not be able to meet its present and future cash and collateral obligations without incurring unacceptable losses.

The Company's overall risk management programme focuses on the unpredictability of financial markets and seeks to minimise potential adverse effects on the Company's financial performance.



Notes To Standalone Financial Statements

Risk management is carried out by the treasury department under policies approved by the board of directors. The treasury team identifies, evaluates and hedges financial risks in close co-operation with the Company's operating units. The board provides principles for overall risk management, as well as policies covering specific areas, such as foreign exchange risk, interest rate risk, and credit risk.

Market Risk

The sensitivity analysis excludes the impact of movements in market variables on the carrying value of post-employment benefit obligations provisions and on the non-financial assets and liabilities. The sensitivity of the relevant Statement of Profit and Loss item is the effect of the assumed changes in the respective market risks. The Company's activities expose it to a variety of financial risks, including the effects of changes in foreign currency exchange rates and interest rates.

a) Foreign exchange risk and sensitivity

The Company transaction are in USD. The Company has foreign currency trade payables and is therefore, exposed to foreign exchange risk.

Exposure to foreign currency risk expressed in Indian rupees:-

Particulars	(₹ lakhs)
As at March 31, 2023	
Other financial liabilities	662.25
Total	662.25
As at March 31, 2022	
Other financial liabilities	610.22
Total	610.22

The following table demonstrates the sensitivity in the USD currencies to the Indian Rupee with all other variables held constant. The impact on the Company's profit/(loss) before tax due to changes in the fair value of monetary assets and liabilities is given below:

Particulars	Net monetary items in respective currency outstanding on reporting date (absolute amount)	Change in currency exchange rate	Effect on profit /(loss) before tax (₹ lakhs)
As at March 31, 2023			
USD	(8,05,626.51)	+5%	(33.11)
		-5%	33.11
As at March 31, 2022			
USD	(8,05,626.51)	+5%	(30.51)
		-5%	30.51

The assumed movement in exchange rate sensitivity analysis is based on the management's assessment of currently observable market environment.



Notes To Standalone Financial Statements

Summary of exchange difference accounted in Statement of Profit and Loss:

(₹ lakhs)

Particulars	Year ended March 31, 2023	Year ended March 31, 2022
Currency fluctuations		
Net foreign currency loss / (gain) shown as other expenses	52.03	21.23

b) Interest rate risk and sensitivity

As at March 31, 2023, 100% of the Company's borrowings are at a floating rate of interest (March 31, 2022, 100%). With all other variables held constant, the following table demonstrates the impact of borrowing cost on floating rate portion of borrowings:

Interest rate sensitivity	Increase/ (decrease) in basis points	Effect on profit/ (loss) before tax (₹ lakhs)
For the year ended March 31, 2023		
INR borrowings	+50	(2.54)
	-50	2.54
For the year ended March 31, 2022		
INR borrowings	+50	(1.02)
	-50	1.02

The assumed movement in basis points for interest rate sensitivity analysis is based on the management's assessment of currently observable market environment.

Interest rate and currency of borrowings:

(₹ lakhs)

Particulars	Total borrowings	Floating rate borrowings	Fixed rate borrowings	Weighted average interest rate (%)
INR	507.65	507.65	-	11.23%
Total as at March 31, 2023	507.65	507.65	-	
INR	203.56	203.56	-	11.90%
Total as at March 31, 2022	203.56	203.56	-	

c) Commodity price risk and sensitivity

i) Credit risk

Credit risk arises from cash and cash equivalents, deposited with banks, credit exposures from customers including outstanding receivables and other financial instruments.

ii) Trade receivables

The Company extends credit to customers in normal course of business. The Company considers factors such as credit track record in the market and past dealings for extension of credit to customers. The Company monitors the payment track record of the customers. Outstanding customer receivables are regularly monitored. The Company evaluates the concentration of risk with respect to trade receivables as low. Trade receivables for the year ended March 31, 2023 is Nil (March 31, 2022 Nil).



Notes To Standalone Financial Statements

iii) Others

For cash and cash equivalents and deposit held with banks, the Company considers factors such as track record, size of the institution, market reputation and service standards to select the banks with which balances and deposits are maintained. Generally, the balances are maintained with the institutions with which the Company has also availed borrowings. The Company does not maintain significant cash and deposit balances other than those required for its day to day operations. There are no receivables which have significant increase in credit risk or credit impaired.

d) Liquidity risk

The Company's objective is to maintain optimum levels of liquidity to meet its cash and collateral requirements at all times. The Company relies on a mix of borrowings, capital infusion and excess operating cash flows to meet its needs for funds. The Company monitors rolling forecasts of its liquidity requirements to ensure it has sufficient cash to meet operational needs while maintaining sufficient headroom on its undrawn committed borrowing facilities at all times so that the Company does not breach borrowing limits or covenants (where applicable) on any of its borrowing facilities.

The table below provides undiscounted cash flows towards financial liabilities into relevant maturity based on the remaining period at the balance sheet to the contractual maturity date.

Particulars	(₹ lakhs)				
	On demand/ overdue	Less than 6 months	6 to 12 months	> 1 years	Total
As at March 31, 2023					
Interest bearing borrowings	-	-	-	507.65	507.65
Other financial liabilities	662.25	22.83	-	-	685.08
Total	662.25	22.83	-	507.65	1,192.73
As at March 31, 2022					
Interest bearing borrowings	-	-	-	203.56	203.56
Other financial liabilities	625.89	4.30	-	-	630.19
Total	625.89	4.30	-	203.56	833.75

22.2 Competition risk

The Company faces competition from local and foreign competitors. Nevertheless, it believes that it has competitive advantage in terms of high quality products and by continuously upgrading its expertise and range of products to meet the needs of its customers.

22.3 Capital risk management

The Company manages its capital structure and makes adjustments in light of changes in economic conditions and the requirements of the financial covenants. To maintain or adjust the capital structure, the Company may adjust the dividend payment to shareholders, return capital to shareholders or issue new shares. The primary objective of the Company's capital management is to maximize the shareholder value. The Company's primary objective when managing capital is to ensure that it maintains an efficient capital structure and healthy capital ratios and safeguard the Company's ability to continue as a going concern in order to support its business and provide maximum returns for shareholders. The Company also proposes to maintain an optimal capital structure to reduce the cost of capital. No changes were made in the objectives, policies or processes during the year ended March 31, 2023 and year ended March 31, 2022.



Notes To Standalone Financial Statements

For the purpose of the Company's capital management, capital includes issued share capital and other equity. Net debt includes, interest bearing loans and borrowings less cash and cash equivalents.

During FY 2022-23, the Company's strategy was to maintain a suitable gearing ratio and gearing ratios as at March 31, 2023 and March 31, 2022 are as follows:

Particulars	(₹ lakhs)	
	As at March 31, 2023	As at March 31, 2022
Loans and borrowings	507.65	203.56
Less: cash and cash equivalents	(11.47)	(53.90)
Net debt (A)	496.18	149.66
Total capital	1,94,730.45	2,13,817.86
Capital and net debt (B)	1,95,226.63	2,13,967.52
Gearing ratio (A/B)	0.25%	0.07%

23. Fair value of financial assets and liabilities

The below table provides the carrying amounts and fair value of the financial instruments recognised basis category in the financial statements.

Particulars	(₹ lakhs)			
	As at March 31, 2023		As at March 31, 2022	
	Carrying amount	Fair value	Carrying amount	Fair value
Financial assets designated at fair value through other comprehensive income				
Investment in equity shares	2,24,499.73	2,24,499.73	2,48,883.56	2,48,883.56
Financial assets designated at amortised cost				
Cash and bank balances	11.47	11.47	53.90	53.90
Investment in preference shares	122.84	122.84	122.84	122.84
Trade receivables	-	-	-	-
Other financial assets	5.44	5.44	0.14	0.14
	2,24,639.48	2,24,639.48	2,49,060.44	2,49,060.44
Financial liabilities designated at amortised cost				
Borrowings- floating rate	507.65	507.65	203.56	203.56
Other financial liabilities	685.08	685.08	630.19	630.19
	1,192.73	1,192.73	833.75	833.75

Fair valuation techniques

The Company maintains policies and procedures to value financial assets or financial liabilities using the best and most relevant available data. The fair values of the financial assets and liabilities represents the amount that would be received to sell an asset or paid to transfer a liability in an orderly transaction between market participants at the measurement date.



Notes To Standalone Financial Statements

The following methods and assumptions were used to estimate the fair values:

- 1) Fair value of cash, bank and deposits, trade receivables, trade payables, and other current financial assets and liabilities approximate their carrying amounts largely due to the short-term maturities of these instruments.
- 2) Long-term fixed-rate and variable-rate loans/ borrowings are evaluated by the Company based on parameters such as interest rates, specific country risk factors, credit risk and other risk characteristics. Fair value of variable interest rate borrowings approximates their carrying values. Risk of non-performance for the Group is considered to be insignificant in valuation.

Fair Value hierarchy

The following table provides the fair value measurement hierarchy of Company's asset and liabilities, grouped into Level 1 to Level 3 as described below:

Fair Valuation of Financial guarantees:

Financial guarantee issued by the company on behalf of its subsidiary company have been measured through profit & loss account. Fair value of said guarantee as at 31st March 2023 is considered Nil (31st March 2022 Nil).

Level 1: It includes fair value of financial instruments traded in active markets and are based on quoted market prices at the balance sheet date like mutual funds. The mutual funds are valued using the closing net assets value (NAV) as at the balance sheet date.

Level 2: It includes fair value of the financial instruments that are not traded in an active market like over-the-counter derivatives, which is valued by using valuation techniques. These valuation techniques maximise the use of observable market data where it is available and rely as little as possible on the company specific estimates. If all significant inputs required to fair value an instrument are observable then instrument is included in level 2.

Level 3: Inputs for the asset or liability that are not based on observable market data (that is, unobservable inputs). If one or more of the significant inputs is not based on observable market data, the instrument is included in level 3.

The following table provides the fair value measurement hierarchy of Company's asset and liabilities, grouped into Level 1 to Level 2 as described below:-

Assets/liabilities measured at fair value (accounted)

(₹ lakhs)

Particulars	As at March 31, 2023		
	Level 1	Level 2	Level 3
Financial assets			
Investment in equity shares	106.54	2,24,393.19	-


Notes To Standalone Financial Statements

(₹ lakhs)

Particulars	As at March 31, 2022		
	Level 1	Level 2	Level 3
Financial liabilities			
Other financial liabilities	113.50	2,48,770.06	-

Assets/liabilities recognised at amortised cost for which fair value is disclosed

(₹ lakhs)

Particulars	As at March 31, 2023		
	Level 1	Level 2	Level 3
Financial liabilities			
Other financial liabilities	-	685.08	-

(₹ lakhs)

Particulars	As at March 31, 2022		
	Level 1	Level 2	Level 3
Financial liabilities			
Other financial liabilities	-	630.19	-

During the year ended March 31, 2023 and year ended March 31, 2022, there were no transfers between Level 1 and Level 2 fair value measurements. Further there is no transfer in or out and also no balance under level 3 fair value measurements.

Following table describes the valuation techniques used and key inputs to valuation for level 2 of the fair value hierarchy as at March 31, 2023 and March 31, 2022, respectively:

Assets/liabilities measured at fair value

Particulars	Fair value hierarchy	Valuation technique	Inputs used
Financial assets			
Non- current investments			
- Unquoted	Level 2	Market valuation techniques	Net worth from latest audited financials
- Quoted	Level 1	Market valuation techniques	As per trade price on stock exchange

Assets/liabilities for which fair value is disclosed

Particulars	Fair value hierarchy	Valuation technique	Inputs used
Financial liabilities			
Other financial liabilities	Level 2	Discounted Cash Flow	Prevailing currency exchange rates to discount future cash flows

24. Deferred income tax

The analysis of deferred tax assets and deferred tax liabilities dealt in the statement of profit and loss is as follows.


Notes To Standalone Financial Statements

Particulars	(₹ lakhs)	
	Year ended March 31, 2023	Year ended March 31, 2022
Book base and tax base of property, plant and equipment	0.89	(0.08)
Brought forward losses carried forward and others	(94.51)	(72.70)
Difference in tax rate	-	-
Total	(93.62)	(72.78)

Component of tax accounted in other comprehensive income

Particulars	(₹ lakhs)	
	Year ended March 31, 2023	Year ended March 31, 2022
Component of OCI		
Deferred tax credit/(expense) on defined benefit	0.08	(0.02)
Deferred tax credit/(expense) on fair valuation of investments	5,579.09	(29,013.64)
Difference in tax rate	-	-
Total	5,579.17	(29,013.66)

Deferred tax liabilities (net)

Particulars	(₹ lakhs)	
	Year ended March 31, 2023	Year ended March 31, 2022
Temporary difference		
(A) Deferred tax liabilities		
(i) Fair valuation of investments	51,355.75	56,934.84
(ii) Difference between book & tax base related to property, plant and equipment	0.89	
Total deferred tax liabilities	51,356.65	56,934.84
(B) Deferred tax assets		
(i) Difference between book & tax base related to property, plant and equipment	-	0.08
(ii) Carried forward losses	476.91	384.16
(iii) Disallowance under income tax	15.81	13.89
Total deferred tax assets	492.72	398.13
(C) Net liabilities of temporary differences (A-B)	50,863.92	56,536.71

25. Income tax
Total tax expense reconciliation

Particulars	(₹ lakhs)	
	Year ended March 31, 2023	Year ended March 31, 2022
Deferred tax		
- Relating to origination & reversal of temporary differences	(93.62)	(72.78)
- Difference in tax rate	-	-
Total tax expense	(93.62)	(72.78)



Notes To Standalone Financial Statements

Effective tax reconciliation

Numerical reconciliation of tax expense applicable to profit before tax at the latest statutory enacted tax rate in India to income tax expense reported is as follows:

Particulars	(₹ lakhs)	
	Year ended March 31, 2023	Year ended March 31, 2022
Net profit/(loss) before taxes	(376.06)	(251.72)
Enacted tax rates	25.17%	25.17%
Computed tax expense	(94.65)	(63.35)
Increase/(decrease) in taxes on account of:		
Tax on other non deductible expenses	1.03	(9.42)
Income tax expense reported	(93.62)	(72.78)

Current tax assets/(liabilities) (net)

Particulars	(₹ lakhs)	
	Year ended March 31, 2023	Year ended March 31, 2022
Current tax assets (net)	31.26	30.76

26. Other disclosures

a. Auditors' remuneration

Particulars	(₹ lakhs)	
	Year ended March 31, 2023	Year ended March 31, 2022
i. Audit fee#	2.75	2.10
ii. Tax audit fee\$	-	0.84
iii. Certification fee/out of pocket expense	-	0.01
Total	2.75	2.95

includes fees of ₹ 0.10 lakhs paid to predecessor auditor in previous year.

\$ includes fees of ₹ 0.34 lakhs paid to predecessor auditor in previous year.

b) Details of loans given, investment made and guarantees given, covered u/s 186(4) of the Companies Act 2013.

-Loans given and investment made are given under the respective heads.

27. Earnings per share

Particulars	(Number of shares)	
	Year ended March 31, 2023	Year ended March 31, 2022
Issued equity shares	5,52,45,354	5,52,45,354
Weighted average number of equity shares used as denominator in the computation of basic and diluted earnings per equity share- (A)	5,52,45,354	5,52,45,354



Notes To Standalone Financial Statements

Particulars	Year ended March 31, 2023	Year ended March 31, 2022
Profit/(loss) for the year after tax- (B) (₹ lakhs)	(282.44)	(178.94)
Basic earnings per share (B/A) (₹)	(0.51)	(0.32)
Diluted earnings per share (B/A) (₹)	(0.51)	(0.32)

28. Impairment review

Assets are tested for impairment annually or whenever there are any indicators for impairment. Impairment test is performed at the level of each Cash Generating Unit ('CGU') or group of CGUs within the Company at which assets are monitored for internal management purpose. The impairment assessment is based on higher of value in use and fair value less cost of disposal.

29. Contingent Liabilities and Capital Commitment

a) Contingent Liabilities

(₹ lakhs)

Particulars	As at March 31, 2023	As at March 31, 2022
Income tax demand against which company has preferred appeals	149.77	149.77

b) Capital Commitments

Estimated amount of contracts remaining to be executed on capital account and not provided for (net of advances)- Nil (March 31, 2022 - Nil).

30. Related party transactions

In accordance with the requirements of Ind AS 24- Related Party Disclosures, name of the related party, related party relationship, transactions and outstanding balances including commitments where control exists and with whom transactions have taken place during reported periods, are provided below:

Related party name and relationship

1. Subsidiary

- Hexa Securities and Finance Company Limited
- Key management personnel

Name	Designation
1. Dr. Raj Kamal Aggarwal	Independent Director*
2. Mr. Girish Sharma	Independent Director*
3. Mr. AbhiramTayal	Independent Director*
4. Mr. Ravinder Nath Leekha	Independent Director*
5. Ms. Vinita Jha	Independent Director*
6. Ms. Veni Verma	Non-Independent and Non-Executive Director (up to 10.08.2022)
7. Mr. Rajeev Goyal	Non-Independent and Non-Executive Director (up to 10.08.2022)
8. Mr. Naresh Kumar Agarwal	Non-Independent and Non-Executive Director (w.e.f. 10.08.2022)
9. Mr. Ranjit Malik	Non-Independent and Non-Executive Director (w.e.f. 10.08.2022)
10. Mr. Neeraj Kanagat	CEO & CFO
11. Mr. Pravesh Srivastava	Company Secretary

*Independent directors are included only for the purpose of compliance with definition of key management personnel given under Ind AS-24 Related Party Disclosures.



Notes To Standalone Financial Statements

3. Relatives of key management personnel where transactions have taken place:

Name of relative	Relationship
1. Mr. Rishabh Kanagat	Son of Mr. Neeraj Kanagat

4. Entities falling under same promoter group (with whom transaction has been taken place during the year);

- Jindal Saw Limited
- Siddeshwari Tradex Private Limited (Pursuant to scheme to Merger by absorption of Danta Enterprises Private Limited and Glebe Trading Private Limited)
- JSW Steel Limited
- Nalwa Sons Investment Limited

Related Parties Transactions and Balances as follows:

(₹ lakhs)

Particulars	Subsidiary/Key management personnel (KMP)		Relatives of KMP and Enterprises over which KMP and their relatives having significant influence	
	Year ended March 31, 2023	Year ended March 31, 2022	Year ended March 31, 2023	Year ended March 31, 2022
A. Transactions				
1. Sale of services				
Nalwa Sons Investments Limited	-	-	1.01	-
Hexa Securities and Finance Company Limited	-	-	1.40	-
2. Loan received back				
Mr. Neeraj Kanagat	-	12.00	-	-
Mr. Pravesh Srivastava	0.14	1.67	-	-
3. Purchase of services				
Ms. Reena Kanagat	-	-	-	8.96
Mr. Rishabh Kanagat	-	-	8.96	-
4. Expenses reimbursed				
Jindal Saw Limited	-	-	33.01	19.35
Mr. Neeraj Kanagat	0.21	0.21	-	-
Mr. Pravesh Srivastava	0.86	0.86	-	-
5. Dividend income				
JSW Steel Limited	-	-	2.36	0.89
6. Rent expense				
Jindal Saw Limited	-	-	0.49	0.32
7. Loan taken				
Siddeshwari Tradex Private Limited	-	-	272.00	215.00


Notes To Standalone Financial Statements

(₹ lakhs)

Particulars	Subsidiary/Key management personnel (KMP)		Relatives of KMP and Enterprises over which KMP and their relatives having significant influence	
	Year ended March 31, 2023	Year ended March 31, 2022	Year ended March 31, 2023	Year ended March 31, 2022
8. Loan repaid				
Siddeshwari Tradex Private Limited	-	-	-	408.00
9. Interest expense				
Siddeshwari Tradex Private Limited	-	-	35.65	47.43
10. Corporate Guarantee given				
Hexa Securities and Finance Company Limited	-	-	-	42,500.00
B. Outstanding balances				
1. Loan receivable				
Mr. Pravesh Srivastava	-	0.14	-	-
Mr. Neeraj Kanagat	-	-	-	-
2. Loan payable				
Siddeshwari Tradex Private Limited	-	-	507.65	203.56
3. Receivables				
Jindal Saw Limited	-	-	-	0.03
4. Payables				
Ms. Reena Kanagat	-	-	-	-
Jindal Saw Limited	-	-	0.15	-
5. Corporate Guarantee Outstanding				
Hexa Securities and Finance Company Limited*	-	-	42,500.00	42,500.00

*Term loan from Tata Capital Financial Services Limited outstanding as on 31st March, 2023 is ₹ 34202.42 lakhs (31st March, 2022 ₹ 19130.90 lakhs).

Terms and conditions of transactions with related parties:

All related party transactions entered during the period were in ordinary course of the business and are on arm length basis. All outstanding receivable balances are unsecured and repayable in cash.



Notes To Standalone Financial Statements

Key management personnel compensation:

Particulars	(₹ lakhs)	
	Year ended March 31, 2023	Year ended March 31, 2022
Short- term employee benefits *	115.85	109.95
Post- employment benefits		
- Defined contribution plan \$#	14.40	11.30
- Defined benefit plan #		
Other long-term benefits	-	-
Share-based payment	-	-
Dividend paid	-	-
Total	130.25	121.25

Particulars	(₹ lakhs)	
	Year ended March 31, 2023	Year ended March 31, 2022
Mr. Neeraj Kanagat	102.04	91.66
Mr. Pravesh Srivastava	23.41	24.19
Others	4.80	5.40
	130.25	121.25

* Including exgratia, commission and value of perquisites where value cannot determined, the valuation as per income tax being considered.

The liability for gratuity and leave encashment are provided on actuarial basis for the Company as a whole. Accordingly amounts accrued pertaining to key managerial personnel are not included above.

\$ including PF, leave encashment paid and any other benefits.

31. Employee benefit obligations

The Company has certain defined contribution plans. Contributions are made to provident fund in India for employees at the rate of 12% of basic salary as per regulations. The contributions are made to registered provident fund administered by the government. The obligation of the Company is limited to the amount contributed and it has no further contractual nor any constructive obligation. Refer table below for the expense recognised during the period towards defined contribution plan:

1. Expense recognised for defined contribution plan

Particulars	(₹ lakhs)	
	Year ended March 31, 2023	Year ended March 31, 2022
Company's contribution to provident fund	8.57	7.59
Total	8.57	7.59

- Below tables sets forth the changes in the projected benefit obligation and plan assets and amounts recognised in the standalone Balance Sheet as at March 31, 2023 and March 31, 2022, being the respective measurement dates:



Notes To Standalone Financial Statements

2.a. Movement in defined benefit obligations

(₹ lakhs)

Particulars	Gratuity (funded)	Leave Encashment (unfunded)
Present value of obligation as at April 1, 2021	29.86	28.42
Current service cost	1.20	1.28
Interest cost	2.09	1.99
Benefits paid	-	(4.83)
Remeasurements- actuarial loss/(gain)	(0.02)	2.12
Present value of obligation as at March 31, 2022	33.13	28.97
Present value of obligation as at April 1, 2022	33.13	28.97
Current service cost	1.26	1.26
Interest cost	2.32	2.03
Benefits paid	-	(7.61)
Remeasurements- actuarial loss/(gain)	0.35	8.21
Present value of obligation as at March 31, 2023	37.06	32.86

2.b. Movement in plan assets - gratuity

(₹ lakhs)

Particulars	As at March 31, 2023	As at March 31, 2022
Fair value of plan assets at beginning of year	13.24	12.32
Expected return on plan assets	0.97	0.86
Benefits paid	-	-
Actuarial gain/(loss)	0.04	0.06
Fair value of plan assets at end of year	14.25	13.24
Present value of obligation	37.06	33.13
Net funded status of plan #	(22.81)	(19.89)
Actual return on plan assets	1.00	0.92

The Company has no legal obligation to settle the deficit in the funded plans with an immediate contribution or additional one off contributions. The Company intends to continue to contribute the defined benefit plans in line with the actuary's latest recommendations.


Notes To Standalone Financial Statements
2.c. Recognised in statement of profit and loss

(₹ lakhs)

Particulars	Gratuity (funded)	Leave Encashment (unfunded)
Current service cost	1.20	1.28
Interest cost	2.09	1.99
Expected return on plan assets	(0.86)	-
Remeasurement- actuarial loss/(gain)	-	2.12
For the year ended March 31, 2022	2.43	5.38
Actual return on plan assets	0.92	
Current service cost	1.26	1.26
Interest cost	2.32	2.03
Expected return on plan assets	(0.96)	-
Remeasurement- actuarial loss/(gain)	-	8.21
For the year ended March 31, 2023	2.62	11.50
Actual return on plan assets	1.00	

2.d. Recognised in other comprehensive income

(₹ lakhs)

Particulars	Gratuity
Remeasurement- actuarial loss/(gain)	(0.08)
For the year ended March 31, 2022	(0.08)
Remeasurement- actuarial loss/(gain)	0.31
For the year ended March 31, 2023	0.31

2.e. The principal actuarial assumptions used for estimating the Company's defined benefit obligations are set out below:

Particulars	As at March 31, 2023	As at March 31, 2022
Attrition rate	5.00% per annum	5.00% per annum
Discount rate	7.25% per annum	7.00% per annum
Expected rate of increase in salary	11.00 % per annum	11.00 % per annum
Expected rate of return on plan assets	7.57% per annum	7.00% per annum
Mortality rate	IALM 2012-14	IALM 2012-14
Average future service of employees (years)	10.30	11.30

The assumption of future salary increase takes into account the inflation, seniority, promotion and other relevant factors such as supply and demand in employment market.


Notes To Standalone Financial Statements
**2.f. Sensitivity analysis:
As at March 31, 2023**

(₹ lakhs)		
Particulars	Change in assumption	Effect on gratuity obligation
Discount rate	+1%	35.28
	-1%	39.09
Salary growth rate	+1%	38.97
	-1%	35.36
Withdrawal rate	+1%	36.66
	-1%	37.48

As at March 31, 2022

(₹ lakhs)		
Particulars	Change in assumption	Effect on gratuity obligation
Discount rate	+1%	31.47
	-1%	35.05
Salary growth rate	+1%	34.77
	-1%	31.71
Withdrawal rate	+1%	32.72
	-1%	33.58

The above sensitivity analysis are based on a change in an assumption while holding all other assumptions constant. In practice, this is unlikely to occur, and changes in some of the assumptions may be correlated. When calculating the sensitivity of the defined benefit obligation to significant actuarial assumptions the same method (projected unit credit method) has been applied as when calculating the defined benefit obligation recognised within the balance sheet. The method and types of assumption used in preparing the sensitivity analysis did not change as compared to the previous year.

2.g. History of experience adjustments is as follows:

(₹ lakhs)	
Particulars	Gratuity
For the year ended March 31, 2022	
Plan liabilities- (loss)/gain	(0.02)
Plan assets- (loss)/gain	0.06
For the year ended March 31, 2023	
Plan liabilities- (loss)/gain	0.80
Plan assets- (loss)/gain	0.04



Notes To Standalone Financial Statements

2.h. Expected contribution during the next annual reporting period

(₹ lakhs)

Particulars	As at March 31, 2023	As at March 31, 2022
Company's best estimate of contribution to post employment benefit plans for the next year	1.31	2.83

2.i. Maturity profile of defined benefit obligation

(Figures in No.)

Particulars	As at March 31, 2023	As at March 31, 2022
Weighted average duration (based on discounted cash flows) in years	7	8

2.j. Estimate of expected benefit payments

(₹ lakhs)

Particulars	Gratuity
April 1, 2023 to March 31, 2024	20.62
April 1, 2024 to March 31, 2025	0.19
April 1, 2025 to March 31, 2026	0.19
April 1, 2026 to March 31, 2027	0.19
April 1, 2027 to March 31, 2028	0.19
April 1, 2028 onwards	15.67

2.k. Employee benefit provision

(₹ lakhs)

Particulars	As at March 31, 2023	As at March 31, 2022
Gratuity	22.81	19.89
Leave encashment	32.85	28.97
Total	55.66	48.86

2.l. Current and non-current provision for gratuity and leave encashment

As at March 31, 2023

(₹ lakhs)

Particulars	Gratuity	Leave Encashment
Current provision	20.62	24.49
Non-current provision*	2.19	8.36
Total provision	22.81	32.85

* Non- Current provision showing net of fair value of plan assets



Notes To Standalone Financial Statements

As at March 31, 2022

(₹ lakhs)

Particulars	Gratuity	Leave Encashment
Current provision	1.72	1.42
Non- current provision	18.17	27.55
Total provision	19.89	28.97

2.m. Employee benefit expenses

(₹ lakhs)

Particulars	Year ended March 31, 2023	Year ended March 31, 2022
Salaries and wages (excluding leave encashment)	122.33	112.59
Costs-defined benefit plan	11.19	10.02
Costs-defined contribution plan (including leave encashment)	11.50	5.38
Welfare expenses	0.90	0.85
Total	145.92	128.84

(Figures in no.)

Particulars	Year ended March 31, 2023	Year ended March 31, 2022
Average no. of people employed	3	3

OCI presentation of defined benefit plan

Gratuity is in the nature of defined benefit plan, Accordingly, re-measurement gains and losses on gratuity is presented under OCI as an item that will not be reclassified to profit and loss alongwith income tax effect on the same.

Presentation in statement of profit & loss and balance sheet

Expense for service cost, net interest cost and expected return on plan assets is charged to statement of profit & loss.

Actuarial liability for leave encashment and gratuity is shown as current and non-current provision in balance sheet.

The Company has taken policy from Jindal Saw Limited for managing gratuity fund. The major categories of plan assets for the year ended March 31, 2023 and March 31, 2022 has not been provided by the insurance company. Accordingly, the disclosure for major categories of plan assets has not been provided.

Risk exposure

The Company has taken gratuity policies from an insurance company. Contribution towards policies are done annually basis demand from the insurance company.

The insurance policy is non participating variable insurance plan and will not participate in the profits of the insurance company.

These policies provide for minimum floor rate (MFR), i.e. a guaranteed interest rate that the policy account will earn during the entire policy term. In addition to MFR the insurance company shall also declare a non-zero positive additional interest rate (AIR) at the beginning of every financial quarter on the policy account



Notes To Standalone Financial Statements

and AIR shall remain guaranteed for that financial quarter. In addition to this, the policy also earns residual addition.

Through its defined benefit plans, the Company is exposed to a number of risks, the most significant of which are detailed below:

Asset volatility

This may arise from volatility in asset values due to market fluctuations. Most of the plan asset investments are in fixed income securities.

Changes in government bond yields

The plan liabilities are calculated using a discount rate set with reference to government bond yields. A decrease in government bond yields will increase plan liabilities and vice-versa, although this will be partially offset by an increase in the value of the plans' holdings in such bonds.

Salary cost inflation risk

The present value of the defined benefit plan liability is calculated with reference to the future salaries of participants under the Plan. Increase in salary due to adverse inflationary pressures might lead to higher liabilities.

32. Provisions

Movement in provision during the financial year are provided below:

Particulars	Employee Benefits	(₹ lakhs)
As at April 1, 2021		45.95
Provision during the year		4.60
Remeasurement losses accounted in OCI		(0.08)
Payment during the year		(4.83)
Interest charge		3.22
As at March 31, 2022		48.86
As at April 1, 2022		48.86
Provision during the year		10.72
Remeasurement gains accounted in OCI		0.31
Payment during the year		(7.61)
Interest charge		3.38
As at March 31, 2023		55.66
As at March 31, 2022		
Current		3.14
Non Current		45.72
Total		48.86
As at March 31, 2023		
Current		45.11
Non Current		10.55
Total		55.66

Refer note 3.8 for nature and brief of employee benefit provision.



Notes To Standalone Financial Statements

33 Additional Regulatory Information

(i) Loans and Advances

Details of loans or advances in the nature of loans are granted to promoters, directors, KMPs and the related parties (as defined under Companies Act, 2013), either severally or jointly with any other person.

(₹ lakhs)

Type of Borrower	Amount of loan or advance in the nature of loan outstanding	Percentage to the total Loans and Advances in the nature of loans
As at March 31, 2023		
Promoters	-	-
Directors	-	-
KMPs	-	-
Related Parties	-	-
As at March 31, 2022		
Promoters	-	-
Directors	-	-
KMPs	0.14	100%
Related Parties	-	-

(ii) Benami Property

No proceedings have been initiated or pending against the company under the Benami Transactions (Prohibition) Act, 1988 (45 of 1988) and the rules made thereunder.

(iii) Statements filed with banks or financial institutions

The company don't have any borrowings from banks and financial institutions on the basis of security of current assets. Hence, there is no requirement to file quarterly returns or statements of current assets with banks and financial institutions.

(iv) Wilful Defaulter

The company has not been declared wilful defaulter by any bank or financial institution or government or any government authority.

(v) Relationship with Struck off Companies

Details of transactions with companies struck off under section 248 of the Companies Act, 2013 or section 560 of Companies Act, 1956, the Company shall disclose the following details:-

Name of struck off Company	Nature of transactions with struck-off Company	Balance outstanding as at current period (2022-23)	Relationship with struck off company, if any to be disclosed	Balance outstanding as at current period (2021-22)	Relationship with struck off company, if any to be disclosed
Stalag Investments & Management Services Private Limited	Shares held by struck off company	Shares held - 10 No.	Shareholder	-	-
Chanakya Consultancy Private Limited	Shares held by struck off company	Shares held - 1000 No.	Shareholder	Shares held - 1000 No.	Shareholder
Mandrachal Fininv Private Limited	Shares held by struck off company	Shares held - 300 No.	Shareholder	Shares held - 300 No.	Shareholder
Orbit Finances Private Limited	Shares held by struck off company	Shares held - 150 No.	Shareholder	Shares held - 150 No.	Shareholder
Home Trade Limited	Shares held by struck off company	Shares held - 25 No.	Shareholder	Shares held - 25 No.	Shareholder



Notes To Standalone Financial Statements

(vi) Registration of charges or satisfaction with Registrar of Companies

The company do not have any charges or satisfaction yet to be registered with Registrar of Companies beyond the statutory period.

(vii) Compliance with number of layers of companies

The company has complied with the provisions related to number of layers prescribed under clause (87) of section 2 of the Act read with Companies (Restriction on number of Layers) Rules, 2017.

(viii) Following Ratios to be disclosed:-

Particulars	Numerator	Denominator	As at March 31, 2023	As at March 31, 2022	% age Variance	Reason for variance
(a) Current Ratio (in times)	Total Current assets	Total liabilities	0.12	0.16	-24.84%	
(b) Debt-Equity Ratio (in times)	Total Debt consist of borrowings	Shareholder's Equity	0.00	0.00	0.00%	
(c) Debt Service Coverage Ratio (in times)	Earning available for debt service	Interest costs + Principal repayment of long term debt during the period	(9.53)	(0.85)	1023.99%	Ratio is decreased due to increase in loss during the year.
(d) Return on Equity Ratio (in %)	Net Profit after tax	Shareholder's equity	(0.00)	(0.00)	0.00%	
(e) Inventory turnover (in times)	Cost of goods sold (RM, SFG, FG and scrap)	Average of opening and closing inventory of RM, SFG, FG and Scrap	NA	NA	NA	
(f) Trade Receivables turnover ratio (in times)	Net Annual Credit Sales	Average Accounts Receivables	-	16.67	-100.00%	Not comparable ,due to nil trade receivable at the end of current year
(g) Trade payables turnover ratio (in times)	Net Annual Credit Purchase	Average Accounts Payables	NA	NA	NA	
(h) Net capital turnover ratio (in times)	Total Sales	Working capital	0.00	0.00	0.00%	
(i) Net profit ratio (in %)	Net Profit After Tax	Total Sales	(5,884.06)	(9,467.72)	-37.85%	Ratio improved due to net income of current year is higher than previous year.
(j) Return on Capital employed (in %)	EBIT	Capital Employed	(0.00)	(0.00)	0.00%	
(k) Return on investment (in %)	Income generated from invested funds	Average invested funds in treasury investment	(10.30)	68.37	-115%	Ratio decrease due to decrease in fair value of non current investment in current year.

(ix) Compliance with approved Scheme(s) of Arrangements

The company has not entered into any scheme of arrangement which has an accounting impact on current or previous financial year.

(x) Utilisation of Borrowed funds and share premium:

The company has not advanced or loaned or invested funds to any other person(s) or entity(ies), including foreign entities (Intermediaries) with the understanding that the Intermediary shall:



Notes To Standalone Financial Statements

- a. directly or indirectly lend or invest in other persons or entities identified in any manner whatsoever by or on behalf of the company (Ultimate Beneficiaries) or
- b. provide any guarantee, security or the like to or on behalf of the ultimate beneficiaries. The company has not received any fund from any person(s) or entity(ies), including foreign entities (Funding Party) with the understanding (whether recorded in writing or otherwise) that the group shall:
 - a. directly or indirectly lend or invest in other persons or entities identified in any manner whatsoever by or on behalf of the Funding Party (Ultimate Beneficiaries) or
 - b. provide any guarantee, security or the like on behalf of the ultimate beneficiaries.

(xi) Undisclosed income

No income has been surrendered or disclosed for which transaction was not recorded in the books of accounts that has been surrendered or disclosed as income during the year in the tax assessments under the Income Tax Act, 1961 (such as, search or survey or any other relevant provisions of the Income Tax Act, 1961).

(xii) The company doesn't fulfill the criteria covered under section 135 of the Companies act, 2013. Therefore the provisions related to CSR are not applicable.

(xiii) There was no transaction related to Crypto Currency or Virtual Currency during the year.

34 Segment information

The Company has two primary business segments viz. trading and other activities and investment & finance. Company's operations are carried out in India and all assets are also located in India, hence, there is no reportable secondary business segment.

Segments have been identified taking into account nature of product and differential risk and returns of the segment. These business segments are reviewed by the CEO (Chief operating decision maker).

a) Primary business segment:

(₹ lakhs)

S. No.	Particulars	Year ended March 31, 2023				Year ended March 31, 2022			
		Trading and other activities	Investment and finance including consultancy	Unallocable	Total	Trading and other activities	Investment and finance including consultancy	Unallocable	Total
1	Segment revenue								
	Revenue from operations	2.44	2.36	-	4.80	1.00	0.89	-	1.89
2	Segment results before interest, other income and taxes	(342.75)	2.36	-	(340.39)	(205.16)	0.89	-	(204.27)
	Less: interest expenses				(35.67)				(47.45)
	Profit/(loss) before taxes				(376.06)				(251.72)
	Less: Tax expense/(credit)				(93.62)				(72.78)
	Net profit/(loss) after tax				(282.44)				(178.94)


Notes To Standalone Financial Statements

(₹ lakhs)

S. No.	Particulars	Year ended March 31, 2023				Year ended March 31, 2022			
		Trading and other activities	Investment and finance including consultancy	Un-locable	Total	Trading and other activities	Investment and finance including consultancy	Unallocable	Total
3	Other informations								
	Segment assets	60.71	2,46,760.75	31.26	2,46,852.72	71.14	2,71,144.58	30.76	2,71,246.48
	Segment liabilities	695.07	507.65	50,919.55	52,122.26	639.46	203.56	56,585.60	57,428.62
	Capital expenditure	4.50	-	-	4.50	-	-	-	-
	Depreciation	0.50	-	-	0.50	0.34	-	-	0.34

Unallocated assets comprises of:

(₹ lakhs)

Particulars	As at March 31, 2023	As at March 31, 2022
Loans	5.44	0.14
Current tax assets (net)	31.26	30.76
Total	36.70	30.90

Unallocated liabilities comprises of:

(₹ lakhs)

Particulars	As at March 31, 2023	As at March 31, 2022
Provisions	55.66	48.86
Deferred tax liabilities (net)	50,863.92	56,536.71
Total	50,919.58	56,585.57

b) Information about major customers

There are two customers from whom revenue earned during the year is more than 10% of total revenue.



Notes To Standalone Financial Statements

35. Micro and small enterprises

(₹ lakhs)

Particulars	As at March 31, 2023	As at March 31, 2022
a. Principal amount due to suppliers registered under the MSMED Act and remaining unpaid as at year end	-	-
b. Interest due to suppliers registered under the MSMED Act and remaining unpaid as at year end	-	-
c. Principal amounts paid to suppliers registered under the MSMED Act, beyond the appointed day during the year	-	-
d. Interest paid, under Section 16 of MSMED Act, to suppliers registered under the MSMED Act, beyond the appointed day during the year	-	-
e. Interest paid, other than under Section 16 of MSMED Act, to suppliers registered under the MSMED Act, beyond the appointed day during the year	-	-
f. Amount of interest due and payable for the period of delay in making payment (which have been paid but beyond the appointed day during the year) but without adding the interest specified under the MSMED Act	-	-
g. Interest accrued and remaining unpaid at the end of each accounting year	-	-
h. Amount of further interest remaining due and payable even in the succeeding years, until such date when the interest dues above are actually paid to the small enterprise, for the purpose of disallowance of a deductible expenditure under section 23 of the MSMED Act	-	-

36. An Initial public announcement made by the promoter group persons / entities in accordance with Regulation 8 of the Securities and Exchange Board of India (Delisting of Equity Shares), 2022, inter alia, expressing the intention to voluntary delist the equity shares of the Company and approved to initiate the process and the floor price and notice of postal ballot. The shareholders of the company had also approved the delisting of shares of the company. The in-principle approval from the Stock Exchanges are pending.

37. These financial statements were approved and adopted by board of directors of the Company in their meeting dated May 25, 2023.



Notes To Standalone Financial Statements

38. Previous year figures have been regrouped/ rearranged, wherever considered necessary to conform to current year's classification.

For and on behalf of Board of Directors of
Hexa Tradex Limited

For Lodha & Co.

Chartered Accountants
Firm Registration No. 301051E

Ranjit Malik

Director
DIN : 00059379

Naresh Kumar Agarwal

Director
DIN : 03552469

Shyamal Kumar

Partner
M. No. 509325
Place : New Delhi
Date : May 25, 2023

Pravesh Srivastava

Company Secretary
M. No. A20993

Neeraj Kanagat

CEO & CFO

FY 2022-23
Statement containing salient features of the financial statement of subsidiary pursuant to sub-section (3) of section 129 read with rule 5 of Companies (Accounts) Rules, 2014

Form AOC - I

Part "A": Subsidiary

(₹ lakhs)

S. No.	Name of the subsidiary	Date of incorporation	Date of becoming a subsidiary (acquisition)	Reporting currency	Reporting period	Financial period ended	Share capital including share application	Reserves & surplus (net of accumulated losses)	Total assets	Total liabilities	Investments included in total assets (other than in subsidiaries)	Turnover/ total income	Profit/ (loss) before taxation	Provision for taxation	Profit/ (loss) after taxation	Proposed dividend	% of shareholding
1	Hexa Securities and Finance Company Limited	November 23, 1994	January 1, 2011	INR	Apr 22-Mar 23	March 31, 2023	22,138.15	30,329.38	1,11,072.97	58,605.43	1,04,050.63	103.42	(6,638.50)	(4,160.03)	(2,278.48)	Nil	100.00%



CONSOLIDATED FINANCIAL STATEMENTS



Independent Auditors' Report on Consolidated Financial Statements

To The Members of HEXA TRADEX LIMITED

Report on the Audit of the Consolidated Financial Statements

Opinion

We have audited the accompanying consolidated financial statements of Hexa Tradex Limited (hereinafter referred to as "the Holding Company") and its subsidiary, (the Holding Company and its subsidiary together referred to as the "Group"), which comprise the Consolidated Balance Sheet as at March 31, 2023, and the Consolidated Statement of Profit and Loss (including Other Comprehensive Income), the Consolidated Statement of Changes in Equity and the Consolidated Statement of Cash Flows for the year then ended, and notes to the consolidated financial statements, including a summary of significant accounting policies and other explanatory information (hereinafter referred to as the "consolidated financial statements").

In our opinion and to the best of our information and according to the explanations given to us, the aforesaid consolidated financial statements, give the information required by the Companies Act, 2013 (the "Act") in the manner so required and give a true and fair view in conformity with the Indian Accounting Standards ("Ind AS") prescribed under section 133 of the Act read with the Companies (Indian Accounting Standards) Rules, 2015, as amended and other accounting principles generally accepted in India, of the consolidated state of affairs of the Group as at March 31, 2023, the consolidated loss, consolidated total comprehensive income, consolidated changes in equity and its consolidated cash flows for the year then ended.

Basis for Opinion

We conducted our audit of the consolidated financial statements in accordance with the Standards on Auditing ("SA's") specified under section 143(10) of the Act. Our responsibilities under those Standards are further described in the Auditor's Responsibilities for the Audit of the Consolidated Financial Statements section of our report. We are independent of the Group in accordance with the Code of Ethics issued by the Institute of Chartered Accountants of India ("ICAI") together with the ethical requirements that are relevant to our audit of the consolidated financial statements under the provisions of the Act and the Rules made thereunder, and we have fulfilled our other ethical responsibilities in accordance with these requirements and the ICAI's Code of Ethics. We believe that the audit evidence obtained by us is sufficient and appropriate to provide a basis for our audit opinion on the consolidated financial statements.

Key Audit Matters

Key audit matters are those matters that, in our professional judgment, were of most significance in our audit of the consolidated financial statements of the current period. These matters were addressed in the context of our audit of the consolidated financial statements as a whole, and in forming our opinion thereon, and we do not provide a separate opinion on these matters. We have determined that there are no key audit matters to be communicated in our report.

Information Other than the Financial Statements and Auditor's Report Thereon

The Holding Company's Board of Directors is responsible for the other information. The other information comprises the information included in the Board's Report along with its Annexures included in the Company's Annual Report, but does not include the consolidated financial statements and our auditor's report thereon. The other information is expected to be made available to us after the date of this Auditor's report.

Our opinion on the consolidated financial statements does not cover the other information and we do not express any form of assurance conclusion thereon.



Independent Auditors' Report on Consolidated Financial Statements

In connection with our audit of the consolidated financial statements, our responsibility is to read the other information and, in doing so, consider whether the other information is materially inconsistent with the consolidated financial statements or our knowledge obtained during the course of our audit or otherwise appears to be materially misstated. When we read Annual Report, if we conclude that there is a material misstatement therein, we are required to communicate the matter to those charged with governance.

Management's Responsibilities and those charged with governance for the Consolidated Financial Statements

The Holding Company's Board of Directors is responsible for the matters stated in section 134(5) of the Act with respect to the preparation and presentation of these consolidated financial statements that give a true and fair view of the consolidated financial position, consolidated financial performance including other comprehensive income, consolidated changes in equity and consolidated cash flows of the Group in accordance with the Ind AS and other accounting principles generally accepted in India. The respective Boards of Directors of the companies included in the Group are responsible for maintenance of adequate accounting records in accordance with the provisions of the Act for safeguarding the assets of the Group and for preventing and detecting frauds and other irregularities; selection and application of appropriate accounting policies; making judgments and estimates that are reasonable and prudent; and design, implementation and maintenance of adequate internal financial controls, that were operating effectively for ensuring the accuracy and completeness of the accounting records, relevant to the preparation and presentation of the financial statements that give a true and fair view and are free from material misstatement, whether due to fraud or error, which have been used for the purpose of preparation of the consolidated financial statements by the Directors of the Holding Company, as aforesaid.

In preparing the consolidated financial statements, the respective Boards of Directors of the companies included in the Group are responsible for assessing the ability of the respective entities to continue as a going concern, disclosing, as applicable, matters related to going concern and using the going concern basis of accounting unless the respective Boards of Directors either intend to liquidate their respective entities or to cease operations, or have no realistic alternative but to do so.

The respective Boards of Directors of the companies included in the Group are also responsible for overseeing the financial reporting process of the Group.

Auditor's Responsibilities for the Audit of the Consolidated Financial Statements

Our objectives are to obtain reasonable assurance about whether the consolidated financial statements as a whole are free from material misstatement, whether due to fraud or error, and to issue an auditor's report that includes our opinion. Reasonable assurance is a high level of assurance, but is not a guarantee that an audit conducted in accordance with SAs will always detect a material misstatement when it exists. Misstatements can arise from fraud or error and are considered material if, individually or in the aggregate, they could reasonably be expected to influence the economic decisions of users taken on the basis of these consolidated financial statements.

As part of an audit in accordance with SAs, we exercise professional judgment and maintain professional scepticism throughout the audit. We also:

- Identify and assess the risks of material misstatement of the consolidated financial statements, whether due to fraud or error, design and perform audit procedures responsive to those risks, and obtain audit evidence that is sufficient and appropriate to provide a basis for our opinion. The risk of not detecting a material misstatement resulting from fraud is higher than for one resulting from error, as fraud may involve collusion, forgery, intentional omissions, misrepresentations, or the override of internal control.



Independent Auditors' Report on Consolidated Financial Statements

- Obtain an understanding of internal financial control relevant to the audit in order to design audit procedures that are appropriate in the circumstances. Under section 143(3)(i) of the Act, we are also responsible for expressing our opinion on whether the holding company has adequate internal financial controls system in place and the operating effectiveness of such controls.
- Evaluate the appropriateness of accounting policies used and the reasonableness of accounting estimates and related disclosures made by the management.
- Conclude on the appropriateness of management's use of the going concern basis of accounting and, based on the audit evidence obtained, whether a material uncertainty exists related to events or conditions that may cast significant doubt on the ability of the Group to continue as a going concern. If we conclude that a material uncertainty exists, we are required to draw attention in our auditor's report to the related disclosures in the consolidated financial statements or, if such disclosures are inadequate, to modify our opinion. Our conclusions are based on the audit evidence obtained up to the date of our auditor's report. However, future events or conditions may cause the Group to cease to continue as a going concern.
- Evaluate the overall presentation, structure and content of the consolidated financial statements, including the disclosures, and whether the consolidated financial statements represent the underlying transactions and events in a manner that achieves fair presentation.
- Obtain sufficient appropriate audit evidence regarding the financial information of the entities within the Group to express an opinion on the consolidated financial statements. We are responsible for the direction, supervision and performance of the audit of the financial statements of such entities included in the consolidated financial statements of which we are the independent auditors. For the other entities included in the consolidated financial statements, which have been audited by other auditors remain responsible for the direction, supervision and performance of audits carried out by them. We remain solely responsible for our audit opinion.

Materiality is the magnitude of misstatements in the consolidated financial statements that, individually or in aggregate, makes it probable that the economic decisions of a reasonably knowledgeable user of the consolidated financial statements may be influenced. We consider quantitative materiality and qualitative factors in (i) planning the scope of our audit work and in evaluating the results of our work; and (ii) to evaluate the effect of any identified misstatements in the consolidated financial statements.

We communicate with those charged with governance of the Company and such other entities included in the consolidated financial statements of which we are the independent auditors regarding, among other matters, the planned scope and timing of the audit and significant audit findings, including any significant deficiencies in internal control that we identify during our audit.

We also provide those charged with governance with a statement that we have complied with relevant ethical requirements regarding independence, and to communicate with them all relationships and other matters that may reasonably be thought to bear on our independence, and where applicable, related safeguards.

From the matters communicated with those charged with governance, we determine those matters that were of most significance in the audit of the consolidated financial statements of the current period and are therefore the key audit matters. We describe these matters in our auditor's report unless law or regulation precludes public disclosure about the matter or when, in extremely rare circumstances, we determine that a matter should not be communicated in our report because the adverse consequences of doing so would reasonably be expected to outweigh the public interest benefits of such communication.



Independent Auditors' Report on Consolidated Financial Statements

Other Matters

We did not audit the financial statements of its subsidiary, whose financial statements/financial information reflect total assets of Rs. 1,11,072.96 lakhs as at 31st March 2023, total revenue of Rs. 103.42 lacs, total net (loss) after tax of Rs. (2,278.48 lakhs), total comprehensive income Rs. 9063.17 lakhs and net cash inflows of Rs. 31.05 lakhs for the year ended on 31st March 2023, as considered in the consolidated financial statements. These financial statements / financial information have been audited by other auditors whose reports have been furnished to us by the management and our report on the statement, in so far as it relates to the amounts and disclosures included in respect of these entities, is based solely on the report of other auditors and the procedures performed by us are as stated in paragraph above.

Our opinion is not modified in respect of this matter.

Our opinion on the consolidated financial statements, and our report on other Legal and Regulatory Requirements below, is not modified in respect of above matters with respect to our reliance on the work done and the reports of other auditors and the financial statements/financial information certified by the management.

Report on Other Legal and Regulatory Requirements

- (1) As required by the Companies (Auditor's Report) Order, 2020 ("the Order"), issued by the Central Government of India in terms of sub-section (11) of Section 143 of the Companies Act, 2013, based on our audit and on the consideration of report of the other auditors on separate financial statements and the other financial information of the subsidiary company incorporated in India, as noted in the 'Other Matters' paragraph we give in the "Annexure A" a statement on the matters specified in paragraph 3(xxi) of the Order.
- (2) As required by Section 143(3) of the Act, based on our audit and on the consideration of report of the other auditors on separate financial statements and the other financial information of subsidiary, as noted in the Other Matters paragraph above we report, to the extent applicable, that:
 - a) We have sought and obtained all the information and explanations which to the best of our knowledge and belief were necessary for the purposes of our audit of the aforesaid consolidated financial statements.
 - b) In our opinion, proper books of account as required by law relating to preparation of the aforesaid consolidated financial statements have been kept so far as it appears from our examination of those books and the report of the other auditors.
 - c) The Consolidated Balance Sheet, the Consolidated Statement of Profit and Loss (including Other Comprehensive Income), Consolidated Statement of Changes in Equity and the Consolidated Statement of Cash Flows dealt with by this Report are in agreement with the relevant books of account maintained for the purpose of preparation of the consolidated financial statements.
 - d) In our opinion, the aforesaid consolidated financial statements comply with the Ind AS specified under section 133 of the Act.
 - e) On the basis of the written representations received from the directors of the Company as on March 31, 2023 taken on record by the Boards of Directors of the Company and the reports of statutory auditors of its subsidiary incorporated in India, none of the directors of the Group companies incorporated in India is disqualified as on March 31, 2023 from being appointed as a director in terms of Section 164 (2) of the Act.
 - f) With respect to the adequacy of the internal financial controls over financial reporting of the Group



Independent Auditors' Report on Consolidated Financial Statements

and the operating effectiveness of such controls, refer to our separate Report in "Annexure B" which is based on the auditors' reports of the holding Company and its subsidiary company incorporated in India.

- g) With respect to the other matters to be included in the Auditor's Report in accordance with Rule 11 of the Companies (Audit and Auditor's) Rules, 2014, as amended, in our opinion and to the best of our information and according to the explanations given to us and based on the consideration of the report of the other auditors on separate financial statements as also the other financial information of the subsidiary, as noted in the Other Matters paragraph above:
- i. The consolidated financial statements disclose the impact of pending litigations on the consolidated financial position of the Group refer note no. 44(a) to the consolidated financial statements.
 - ii. Provision has been made in the consolidated financial statements, as required under the applicable law or accounting standards, for material foreseeable losses, if any, on long-term contracts including derivative contracts;
 - iii. There has been no delay in transferring amounts, required to be transferred, to the Investor Education and Protection Fund by the Company and its subsidiary company incorporated in India.
 - iv.
 - (a) The respective Managements of the Holding Company and its subsidiary which are companies incorporated in India whose financial statements have been audited under the Act have represented to us and the other auditors of such subsidiary respectively that, to the best of their knowledge and belief, as disclosed in the notes to the accounts, no funds have been advanced or loaned or invested (either from borrowed funds or share premium or any other sources or kind of funds) by the Holding Company or any of such subsidiary to or in any other person(s) or entity(ies), including foreign entities ("Intermediaries"), with the understanding, whether recorded in writing or otherwise, that the Intermediary shall, directly or indirectly lend or invest in other persons or entities identified in any manner whatsoever by or on behalf of the Holding Company or any of such subsidiary ("Ultimate Beneficiaries") or provide any guarantee, security or the like on behalf of the Ultimate Beneficiaries.
 - (b) The respective Managements of the Holding Company which are company incorporated in India whose financial statements have been audited under the Act have represented to us and the other auditors of such subsidiary respectively that, to the best of their knowledge and belief, as disclosed in the notes to accounts, no funds have been received by the Holding Company or any of such subsidiary from any person(s) or entity(ies), including foreign entities ("Funding Parties"), with the understanding, whether recorded in writing or otherwise, that the Holding Company or any of such subsidiary shall, directly or indirectly, lend or invest in other persons or entities identified in any manner whatsoever by or on behalf of the Funding Party ("Ultimate Beneficiaries") or provide any guarantee, security or the like on behalf of the Ultimate Beneficiaries.
 - (c) Based on the audit procedures that has been considered reasonable and appropriate in the circumstances performed by us and those performed by the auditors of the subsidiary which is company incorporated in India whose financial statements have been audited under the Act, nothing has come to our or other auditor's notice that has



Independent Auditors' Report on Consolidated Financial Statements

caused us or the other auditors to believe that the representations under sub-clause (i) and (ii) of Rule 11(e), as provided under g (iv) (a) and (b) above, contain any material mis-statement.

- v. The Holding Company and its subsidiary has not declared or paid dividend during the year, accordingly the provisions of section 123 of the Companies Act, 2013 are not applicable.
 - vi. Proviso to Rule 3(1) of the Companies (Accounts) Rules, 2014 for maintaining books of account using accounting software which has a feature of recording audit trail (edit log) facility is applicable to the Holding Company and Subsidiary Company with effect from 1st April, 2023, and accordingly, reporting under Rule 11(g) of the Companies (Audit and Auditors) Rules, 2014 is not applicable for the financial year ended 31st March, 2023.
- h) In Our opinion and based on the consideration of report of other statutory auditors of the subsidiary company incorporated in India, the managerial remuneration for the year ended 31st March, 2023 has been paid/provided by the Subsidiary company to its directors in accordance with the provisions of Section 197 read with Schedule V to the Act. No managerial remuneration has been paid by the holding company to its directors.

For Lodha & Co.

Chartered Accountants
Firm Registration No. 301051E

Shyamal Kumar

Partner
Membership No. 509325
UDIN : 23509325BGXJGH5794

Place: Delhi
Date: 25th May, 2023

**Independent Auditors' Report on Consolidated Financial Statements****Annexure "A" to the Independent Auditor's Report**

Referred to in paragraph 1 under the heading "Report on Other Legal and Regulatory Requirements" of our report of even date on the consolidated financial statements of HEXA TRADEX LIMITED for the year ended 31st March 2023.

In terms of paragraph 3(xxi) of the CARO 2020, in case of following companies remarks as stated by the respective auditors in their CARO report on the standalone financial statements of the subsidiary company included in the consolidated financial statements of the holding company are as under:

S. No.	Name of the Company	CIN	Relationship with the holding company	Date of Respective Auditor's Report	Paragraph number in the respective CARO reports
1.	Hexa Securities And Finance Company Limited	U74899UP1994PLC120082	Subsidiary Company	23rd May,2023	17

For Lodha & Co.Chartered Accountants
Firm Registration No. 301051E**Shyamal Kumar**Partner
Membership No. 509325
UDIN : 23509325BGXJGH5794

Place: Delhi

Date: 25th May,2023



Independent Auditors' Report on Consolidated Financial Statements

Annexure "B" to the independent auditor's report

(Referred to in paragraph 1 (f) under 'Report on Other Legal and Regulatory Requirements' section of our report to the Members of Hexa Tradex Limited of even date)

Report on the Internal Financial Controls Over Financial Reporting under Clause (i) of Sub-section 3 of Section 143 of the Companies Act, 2013 ("the Act")

In conjunction with our audit of the consolidated financial statements of the Company as of and for the year ended March 31, 2023, we have audited the internal financial controls over financial reporting of Hexa Tradex Limited (hereinafter referred to as "the Holding Company") and its subsidiary company (incorporated in India), (the Company and its subsidiary together referred to as the "Group") which are companies incorporated in India, as of that date.

Management's Responsibility for Internal Financial Controls

The Respective Boards of Directors of the Holding Company and its subsidiary company, which are companies incorporated in India, are responsible for establishing and maintaining internal financial controls based on the internal control over financial reporting criteria established by the respective Companies considering the essential components of internal control stated in the Guidance Note on Audit of Internal Financial Controls Over Financial Reporting issued by the Institute of Chartered Accountants of India (the "ICAI"). These responsibilities include the design, implementation and maintenance of adequate internal financial controls that were operating effectively for ensuring the orderly and efficient conduct of its business, including adherence to the respective company's policies, the safeguarding of its assets, the prevention and detection of frauds and errors, the accuracy and completeness of the accounting records, and the timely preparation of reliable financial information, as required under the Act.

Auditor's Responsibility

Our responsibility is to express an opinion on the internal financial controls over financial reporting of the Company and its subsidiary company, which are companies incorporated in India, based on our audit. We conducted our audit in accordance with the Guidance Note on Audit of Internal Financial Controls Over Financial Reporting (the "Guidance Note") issued by the Institute of Chartered Accountants of India ("ICAI") and the Standards on Auditing, prescribed under Section 143(10) of the Companies Act, 2013, to the extent applicable to an audit of internal financial controls. Those Standards and the Guidance Note require that we comply with ethical requirements and plan and perform the audit to obtain reasonable assurance about whether adequate internal financial controls over financial reporting was established and maintained and if such controls operated effectively in all material respects.

Our audit involves performing procedures to obtain audit evidence about the adequacy of the internal financial controls system over financial reporting and their operating effectiveness. Our audit of internal financial controls over financial reporting included obtaining an understanding of internal financial controls over financial reporting, assessing the risk that a material weakness exists, and testing and evaluating the design and operating effectiveness of internal control based on the assessed risk. The procedures selected depend on the auditor's judgement, including the assessment of the risks of material misstatement of the financial statements, whether due to fraud or error. We believe that the audit evidence we have obtained and audit evidence obtained by the other auditors in terms of their reports referred to in the Other Matters paragraph below is sufficient and appropriate to provide a basis for our audit opinion on the Group's internal financial controls system over financial reporting.

Meaning of Internal Financial Controls over Financial Reporting

A company's internal financial control over financial reporting is a process designed to provide reasonable



Independent Auditors' Report on Consolidated Financial Statements

assurance regarding the reliability of financial reporting and the preparation of financial statements for external purposes in accordance with generally accepted accounting principles. A company's internal financial control over financial reporting includes those policies and procedures that (1) pertain to the maintenance of records that, in reasonable detail, accurately and fairly reflect the transactions and dispositions of the assets of the company; (2) provide reasonable assurance that transactions are recorded as necessary to permit preparation of financial statements in accordance with generally accepted accounting principles, and that receipts and expenditures of the company are being made only in accordance with authorisations of management and directors of the company; and (3) provide reasonable assurance regarding prevention or timely detection of unauthorised acquisition, use, or disposition of the company's assets that could have a material effect on the financial statements.

Inherent Limitations of Internal Financial Controls over Financial Reporting

Because of the inherent limitations of internal financial controls over financial reporting, including the possibility of collusion or improper management override of controls, material misstatements due to error or fraud may occur and not be detected. Also, projections of any evaluation of the internal financial controls over financial reporting to future periods are subject to the risk that the internal financial control over financial reporting may become inadequate because of changes in conditions, or that the degree of compliance with the policies or procedures may deteriorate.

Opinion

In our opinion and to the best of our information and according to the explanations given to us, the Holding Company and its subsidiary company, which are companies incorporated in India, have, in all material respects, an adequate internal financial controls system over financial reporting and such internal financial controls over financial reporting were operating effectively as at March 31, 2023, based on the internal financial control over financial reporting criteria established by the respective companies considering the essential components of internal control stated in the Guidance Note on Audit of Internal Financial Controls Over Financial Reporting issued by the ICAI.

Other Matters

Our aforesaid report u/s 143(3)(i) of the Act on the adequacy and operating effectiveness of the internal financial controls over the financial reporting of the Holding Company in so far as it relates to subsidiary company, which are incorporated in India, is based solely on the corresponding reports of auditors of such subsidiary Incorporated in India.

Our opinion is not modified in respect of this matter.

For Lodha & Co.

Chartered Accountants
Firm Registration No. 301051E

Shyamal Kumar

Partner
Membership No. 509325
UDIN : 23509325BGXJGH5794

Place: Delhi
Date: 25th May, 2023


Consolidated Balance Sheet as at March 31, 2023

(₹ lakhs)			
Particulars	Notes	As at March 31, 2023	As at March 31, 2022
ASSETS			
(1) Non- current assets			
(a) Property, plant and equipment	5	0.12	0.37
(b) Intangible assets	5A	4.34	0.44
(c) Financial assets			
(i) Investments	6	3,28,673.20	3,40,462.28
(ii) Loans	7	1.00	-
(d) Deferred tax assets (net)	28	2,730.07	198.17
(e) Other non- current assets	8	1,674.47	859.00
(2) Current assets			
(a) Financial assets			
(i) Trade receivables		-	-
(ii) Cash and cash equivalents	9	45.87	57.25
(iii) Loans	10	8.44	0.14
(iv) Other financial assets	11	91.43	24.11
(b) Current tax assets (net)	29	63.68	52.44
(c) Other current assets	12	2,494.90	1,359.53
Total assets		3,35,787.52	3,43,013.73
EQUITY AND LIABILITIES			
(1) Equity			
(a) Equity share capital	13	1,104.91	1,104.91
(b) Other equity	14	2,23,954.88	2,33,979.12
(2) Non- current liabilities			
(a) Financial liabilities			
(i) Borrowings	15	49,362.82	46,578.86
(b) Provisions	16	39.43	70.75
(c) Deferred tax liabilities (net)	28	50,863.93	56,536.71
(3) Current liabilities			
(a) Financial liabilities			
(i) Borrowings	17	9,285.12	3,703.26
(ii) Other financial liabilities	18	844.66	731.07
(b) Other current liabilities	19	285.48	304.94
(c) Provisions	20	46.29	4.11
Total equity and liabilities		3,35,787.52	3,43,013.73

This is the Consolidated Balance Sheet referred to in our report of even date.
The accompanying notes are integral part of these financial statements.

For and on behalf of Board of Directors of
Hexa Tradex Limited

For Lodha & Co.
Chartered Accountants
Firm Registration No. 301051E

Ranjit Malik
Director
DIN : 00059379

Naresh Kumar Agarwal
Director
DIN : 03552469

Shyamal Kumar
Partner
M. No. 509325

Pravesh Srivastava
Company Secretary
M. No. A20993

Neeraj Kanagat
CEO & CFO

Place : New Delhi
Date : May 25, 2023


Consolidated Statement of Profit and Loss for the year ended March 31, 2023

(₹ lakhs)			
Particulars	Notes	Year ended March 31, 2023	Year ended March 31, 2022
I Income			
Revenue from operations	21	106.36	43.14
Other income	22	0.47	1,665.05
Total revenue (I)		106.83	1,708.19
II Expenses			
Employee benefit expenses	23	183.17	164.15
Finance costs	24	6,156.45	4,627.75
Depreciation and amortization	5/5A	0.50	0.34
Loss/(Gain) on fair valuation of non-current investments		374.53	(274.22)
Other expenses	25	206.74	675.17
Total expenses (II)		6,921.39	5,193.19
III Profit/(loss) before tax (I-II)		(6,814.56)	(3,485.00)
IV Tax expense			
1) Current tax	29	-	-
2) Deferred tax	28	(4,253.64)	(979.55)
Total tax expense (IV)		(4,253.64)	(979.55)
V Profit/(loss) for the year (III-IV)		(2,560.92)	(2,505.45)
VI Other comprehensive income			
Items that will not be reclassified to profit and loss			
i) Re-measurement gains/ (losses) on defined benefit plans		(0.01)	2.09
ii) Income tax effect on above		-	(0.53)
iii) Gain/(loss) on fair valuation of non-current investments		(11,414.35)	1,46,500.71
iv) Income tax effect on above		3,951.04	(30,457.03)
Total other comprehensive income (VI)		(7,463.32)	1,16,045.24
VII Total comprehensive income for the year (V+VI)		(10,024.24)	1,13,539.79
(Comprising profit/(loss) and other comprehensive income for the year)			
VIII Earnings per equity share of ₹ 2 each			
(1) Basic (₹)	31	(4.64)	(4.54)
(2) Diluted (₹)	31	(4.64)	(4.54)

This is the Consolidated Statement of Profit and Loss referred to in our report of even date.
The accompanying notes are integral part of these financial statements.

For and on behalf of Board of Directors of
Hexa Tradex Limited

For Lodha & Co.
Chartered Accountants
Firm Registration No. 301051E

Ranjit Malik
Director
DIN : 00059379

Naresh Kumar Agarwal
Director
DIN : 03552469

Shyamal Kumar
Partner
M. No. 509325

Pravesh Srivastava
Company Secretary
M. No. A20993

Neeraj Kanagat
CEO & CFO

Place : New Delhi
Date : May 25, 2023


Consolidated Statement of changes in Equity for the year ended March 31, 2023

A. Equity share capital		(₹ lakhs)							
Balance as at March 31, 2021	Changes in equity share capital during 2021-22	Balance as at March 31, 2022	Changes in equity share capital during 2022-23	Balance as at March 31, 2023					
1,104.91	-	1,104.91	-	1,104.91					
B. Other equity		(₹ lakhs)							
Particulars	Reserves and surplus				Total				
	Securities premium	Capital reserve	Capital reserve on consolidation	Statutory reserve		Retained earnings	Re-measurements of the net defined benefit plans	Items of other comprehensive income	Items that will not be reclassified to profit and loss
Balance as at March 31, 2021	19,697.04	1,033.99	648.09	2,731.25	(3,259.85)	(0.82)	99,589.63		1,20,439.33
Profit/(loss) for the year	-	-	-	-	(2,505.45)	-	-	-	(2,505.45)
Other comprehensive income for the year	-	-	-	-	-	1.56	1,16,043.68		1,16,045.24
Balance as at March 31, 2022	19,697.04	1,033.99	648.09	2,731.25	(5,765.30)	0.74	2,15,633.31		2,33,979.12
Profit/(loss) for the year	-	-	-	-	(2,560.92)	-	-	-	(2,560.92)
Other Comprehensive income for the year	-	-	-	-	-	(0.01)	(7,463.31)		(7,463.32)
Balance as at March 31, 2023	19,697.04	1,033.99	648.09	2,731.25	(8,326.22)	0.73	2,08,170.00		2,23,954.88

This is the Consolidated Statement of Changes in Equity referred to in our report of even date.

The accompanying notes are integral part of these financial statements.

For Lodha & Co.

Chartered Accountants
 Firm Registration No. 301051E

Shyamal Kumar

Partner
 M. No. 509325
 Place : New Delhi
 Date: May 25, 2023

Ranjit Malik

Director
 DIN : 00059379

Pravesh Srivastava

Company Secretary
 M. No. A20993

For and on behalf of Board of Directors of

Hexa Tradex Limited
Naresh Kumar Agarwal

Director
 DIN : 03552469

Neeraj Kanagat

CEO & CFO


Consolidated audited statement of cash flow for the year ended March 31, 2023

Particulars	(₹ lakhs)	
	Year ended March 31, 2023 Audited	Year ended March 31, 2022 Audited
A. CASH INFLOW/(OUTFLOW) FROM OPERATING ACTIVITIES		
Net profit/(loss) before tax	(6,814.56)	(3,485.00)
Adjustments for:		
Add/(less):		
Interest expense and bank charges	6,156.45	4,627.75
Dividend income	(13.60)	(5.61)
Effect of unrealised foreign exchange (gain)/loss (net)	52.02	21.23
Loss on sale/discard of intangible assets	0.34	-
Bad debts	940.25	540.23
Provision for standard/doubtful asset written back	-	(1,666.14)
Provision for Doubtful Asset (NPA)	(940.25)	-
Loss/(Gain) on fair valuation of non-current investments	374.53	(274.22)
Interest income	(74.79)	(35.44)
Depreciation	0.50	0.34
Operating profit before working capital changes	(319.11)	(276.86)
Changes in operating assets and liabilities:		
Trade receivables	-	0.12
Loans, other financial assets and other assets	(1,960.14)	(2,196.21)
Trade payables, Other financial liabilities, provisions and other liabilities	(8.93)	307.99
Cash generated from operations	(2,288.18)	(2,164.96)
Tax refund/(paid)	(11.24)	(5.02)
Net cash inflow / (outflow) from operating activities	(2,299.42)	(2,169.98)
B. CASH INFLOW/(OUTFLOW) FROM INVESTMENT ACTIVITIES		
Purchase of property, plant and equipment	(4.50)	-
Loan recovered from other parties	-	1,124.70
Sale/ (Purchase) of non current investments	0.20	(44,801.18)
Dividend received	13.60	5.61
Loan received back from related parties	-	483.91
Interest received	7.48	11.33
Net cash inflow / (outflow) from investing activities	16.78	(43,175.63)
C. CASH INFLOW/(OUTFLOW) FROM FINANCING ACTIVITIES		
Interest and bank charges paid	(4,005.26)	(2,421.08)
Loan received from financial institution	22,500.00	20,000.00
Loan repaid to financial institution	(7,428.48)	(869.10)
Loan received from related party	13,215.00	49,674.91
Loan repaid to related parties	(22,010.00)	(20,992.00)
Net cash inflow/(outflow) from financing activities	2,271.26	45,392.73
Net changes in cash and cash equivalent	(11.38)	47.12
Cash and cash equivalent (opening balance)	57.25	10.13
Cash and cash equivalent (closing balance)	45.87	57.25

- Notes:**
- Increase/(decrease) in current borrowings are shown net of repayments.
 - Figures in bracket indicates cash outflow.
 - The above cash flow statement has been prepared under the indirect method set out in IND AS - 7 'Statement of Cash Flows'

This is the Consolidated Statement of Cash Flows referred to in our report of even date.
The accompanying notes are integral part of these financial statements.

For and on behalf of Board of Directors of
Hexa Tradex Limited

For Lodha & Co.
Chartered Accountants
Firm Registration No. 301051E

Ranjit Malik
Director
DIN : 00059379

Naresh Kumar Agarwal
Director
DIN : 03552469

Shyamal Kumar
Partner
M. No. 509325
Place : New Delhi
Date : May 25, 2023

Pravesh Srivastava
Company Secretary
M. No. A20993

Neeraj Kanagat
CEO & CFO



Notes to Consolidated Financial Statements

1. Corporate and general information

Hexa Tradex Limited (“Hexa” or “Parent”) is domiciled and incorporated in India and its shares are publicly traded on the National Stock Exchange (‘NSE’) and the Bombay Stock Exchange (‘BSE’), in India. The registered office of Hexa is situated at A-1, UPSIDC Industrial Area, Nandgaon Road, Kosi Kalan, District Mathura, 281403 (U.P.) India.

Under Companies Act, 2013, Group is defined as parent, subsidiaries, joint ventures and associates. For the purpose of these financial statements, the aforesaid definition under Companies Act, 2013 has been considered.

2. Basis of preparation

The consolidated financial statements comply in all material aspects with Indian Accounting Standards (IND AS) notified under Section 133 of the Companies Act, 2013 (the Act) [Companies (Indian Accounting Standards) Rules, 2015] and other relevant provisions of the Act.

The Group has consistently applied the accounting policies used in the preparation for all periods presented.

The significant accounting policies used in preparing the consolidated financial statements are set out in Note 3 of the Notes to the consolidated financial statements.

3. Significant accounting policies

3.1 Basis of measurement

The consolidated financial statements have been prepared on accrual basis and under the historical cost convention except following which have been measured at fair value:

- certain financial assets and liabilities, except certain investments and borrowings carried at amortised cost,
- defined benefit plans- plan assets measured at fair value,

The consolidated financial statements are presented in Indian Rupees (₹), which is the Group’s functional and presentation currency and all amounts are rounded to the nearest lakhs (₹ 00,000) and two decimals thereof, except as stated otherwise.

3.2 Use of estimates

The preparation of the financial statements requires management to make estimates and assumptions. Actual results could vary from these estimates. The estimates and underlying assumptions are reviewed on an ongoing basis. Revisions to accounting estimates are recognised in the period in which the estimate is revised if the revision effects only that period or in the period of the revision and future periods if the revision affects both current and future years (refer Note 4 on critical accounting estimates, assumptions and judgements).

3.3 Basis of consolidation

The consolidated financial statements relate to Parent and subsidiary (‘Group’). Subsidiary are those entities in which the Parent directly or indirectly, has interest more than 50% of the voting power or otherwise control the composition of the board or governing body so as to obtain economic benefits from activities. The Group controls an entity when the Group is exposed to, or has rights to, variable returns from its involvement with the entity and has the ability to affect those returns through its power to direct the relevant activities of the entity. Subsidiaries are fully consolidated from the date on which



Notes to Consolidated Financial Statements

control is transferred to the Group. They are deconsolidated from the date that control ceases. The consolidated financial statements have been prepared on the following basis:-

- a. The financial statements of the subsidiary are combined on a line-by-line basis by adding together the like items of assets, liabilities, income and expenses after fully eliminating intra-group balances and intra-group transactions and unrealized profits or losses in accordance with IND AS 110 –‘Consolidated Financial Statements’ notified under Section 133 of the Act, read with Companies (Indian Accounting Standards) Rules, 2015 as amended time to time.
- b. Non-controlling interest (NCI) in the results and net assets of the consolidated subsidiary is identified and presented in the consolidated statement of profit and loss, balance sheet and statement of change in equity separately from liabilities and the equity attributable to the Parent’s shareholders. NCI in the net assets of the consolidated subsidiary consists of:
 - The amount of equity attributable to NCI at the date on which investment in a subsidiary is made; and
 - The NCI share of movement in the equity since the date the parent subsidiary relationship came into existence.
- c. NCI in the total comprehensive income (comprising of profit and loss and other comprehensive income) for the year, of consolidated subsidiary is identified and adjusted against the total comprehensive income of the Group. Where accumulated losses attributable to the NCI before the date of transition to IND AS i.e. April 1, 2014 are in excess of their equity, in the absence of actual obligation of the NCI, the same is accounted for by Parent. However, losses attributable over and above the share of NCI are borne by NCI even if it results in their deficit balance subsequent to IND AS transition date.
- d. The consolidated financial statements are prepared using uniform accounting policies for like transactions and other events in similar circumstances and are presented in the same manner as the companies separate financial statements.

3.4 Segment reporting

Operating segments are reported in a manner consistent with the internal reporting provided to the Group chief operating decision maker. The board of directors of Hexa Tradex Limited has appointed Group CEO and CFO who assesses the financial performance and position of the Group, and make strategic decisions. The CEO and CFO has been identified as being the chief decision maker.

3.5 Property, plant and equipment

Property, plant and equipment are carried at cost less accumulated depreciation and accumulated impairment losses, if any. Cost includes expenditure that is directly attributable to the acquisition of the items.

Subsequent costs are included in the asset’s carrying amount or recognised as a separate asset, as appropriate, only when it is probable that future economic benefits associated with the item will flow to the Group and the cost of the item can be measured reliably. The carrying amount of any component accounted for as a separate asset is derecognised when replaced. All other repairs and maintenance are charged to profit or loss during the reporting period in which they are incurred.

Assets are depreciated to the residual values on a straight line basis over the estimated useful lives based on technical estimates. Assets residual values and useful lives are reviewed at each financial year end considering the physical condition of the assets and benchmarking analysis or whenever there are



Notes to Consolidated Financial Statements

indicators for review of residual value and useful life. Estimated useful lives of the assets are as follows:

Category of assets	Life (in years)
Office equipments	3
Softwares	5

The gain or loss arising on the disposal or retirement of an item of property, plant and equipment is determined as the difference between the sales proceeds and the carrying amount of the asset and is recognised in the statement of profit and loss in the year of disposal or retirement.

3.6 Impairment of assets

Non-current assets are tested for impairment whenever events or changes in circumstances indicate that the carrying amount may not be recoverable. An impairment loss is recognised for the amount by which the asset's carrying amount exceeds its recoverable amount. The recoverable amount is the higher of an asset's fair value less costs of disposal and value in use. For the purposes of assessing impairment, assets are grouped at the lowest levels for which there are separately identifiable cash inflows which are largely independent of the cash inflows from other assets or groups of assets (cash-generating units). Non-financial assets other than goodwill that suffered an impairment are reviewed for possible reversal of the impairment at the end of each reporting period.

3.7 Cash and cash equivalents

Cash and cash equivalents includes cash on hand and at bank, deposits held at call with banks, other short-term highly liquid investments with original maturities of three months or less that are readily convertible to a known amount of cash and are subject to an insignificant risk of changes in value and are held for the purpose of meeting short-term cash commitments.

For the purpose of the statement of cash flows, cash and cash equivalents consists of cash and short term deposits, as defined above, net of outstanding bank overdraft as they are being considered as integral part of the Group's cash management. Bank overdrafts are shown within borrowings in current liabilities in the balance sheet.

3.8 Employee benefits

- Short term employee benefits are recognized as an expense in the statement of profit and loss of the year in which the related services are rendered. Liabilities for wages and salaries, including non-monetary benefits that are expected to be settled wholly within 12 months after the end of the period in which the employees render the related service are recognised in respect of employees' services up to the end of the reporting period and are measured at the amounts expected to be paid when the liabilities are settled. The liabilities are presented as current employee benefit obligations in the balance sheet.
- Leave encashment is accounted for using the projected unit credit method, on the basis of actuarial valuations carried out by third party actuaries at each balance sheet date. Actuarial gains and losses arising from experience adjustments and changes in actuarial assumptions are charged or credited to profit and loss in the period in which they arise.
- Contribution to provident fund, a defined contribution plan, is made in accordance with the statute, and is recognised as an expense in the year in which employees have rendered services.
- The liability or asset recognised in the balance sheet in respect of gratuity plans is the present value of the defined benefit obligation at the end of the reporting period less the fair value of plan assets.



Notes to Consolidated Financial Statements

The defined benefit obligation is calculated annually by actuaries using the projected unit credit method.

The present value of the defined benefit obligation denominated in Indian Rupees (₹) is determined by discounting the estimated future cash outflows by reference to market yields at the end of the reporting period on government bonds that have terms approximating to the terms of the related obligation.

The net interest cost is calculated by applying the discount rate to the net balance of the defined benefit obligation and the fair value of plan assets. This cost is included in employee benefit expense in the statement of profit and loss.

Re-measurement gains and losses arising from experience adjustments and changes in actuarial assumptions are recognised in the period in which they occur, directly in other comprehensive income. They are included in retained earnings in the statement of changes in equity and in the balance sheet.

Changes in the present value of the defined benefit obligation resulting from plan amendments or curtailments are recognised immediately in profit or loss as past service cost.

The Group operates defined benefit plans for gratuity, which requires contributions to be made to a separately administered fund. Funds are managed by trust. The trust have policies from an insurance company. These benefits are partially funded.

3.9 Foreign currency reinstatement

a) Functional and presentation currency

Consolidated financial statements have been presented in Indian Rupees (₹), which is the Group's functional and presentation currency.

b) Transactions and balances

Transactions in foreign currencies are initially recorded by the Group at rates prevailing at the date of the transaction. Foreign exchange gains and losses resulting from the settlement of such transactions and from the translation of monetary assets and liabilities denominated in foreign currencies at the year end exchange rates are recognised in statement of profit and loss.

Exchange gain and loss on creditors and other than financing activities are presented in the statement of profit and loss, as other income and as other expenses respectively. Foreign exchange gain and losses on financing activities to the extent that they are regarded as an adjustment to interest costs are presented in the statement of profit and loss as finance cost and balance gain and loss are presented in statement of profit and loss as other income and as other expenses respectively.

Non-monetary items that are measured at fair value in foreign currency are translated using the exchange rates at the date when the fair value was determined.

3.10 Financial instruments- initial recognition, subsequent measurement and impairment

A financial instrument is any contract that gives rise to a financial asset of one entity and a financial liability or equity instrument of another entity.

a) Financial assets

Financial assets are classified at amortised cost or fair value through other comprehensive income



Notes to Consolidated Financial Statements

or fair value through profit or loss, depending on its business model for managing those financial assets and the assets contractual cash flow characteristics.

For assets measured at fair value, gains and losses will either be recorded in profit or loss or other comprehensive income. For investments in equity instruments, this will depend on whether the Group has made an irrevocable election at the time of initial recognition to account for the equity investment at fair value through other comprehensive income.

For impairment purposes significant financial assets are tested on an individual basis, other financial assets are assessed collectively in groups that share similar credit risk characteristics.

Measurement

At initial recognition, the Group measures a financial asset at its fair value plus, in the case of a financial asset not at fair value through profit or loss, transaction costs that are directly attributable to the acquisition of the financial asset. Transaction costs of financial assets carried at fair value through profit or loss are expensed in profit or loss.

Financial assets with embedded derivatives are considered in their entirety when determining whether their cash flows are solely payment of principal and interest.

Trade receivables

A receivable is classified as a 'trade receivable' if it is in respect to the amount due from customers on account of goods sold or services rendered in the ordinary course of business. Trade receivables are recognised initially at transaction value except trade receivable that contains significant financing component that are subsequently measured at amortised cost using the effective interest method, less provision for impairment. For some trade receivables the Company may obtain security in the form of guarantee, security deposit or letter of credit which can be called upon if the counterparty is in default under the terms of the agreement.

Investment in equity instruments

Investment in equity securities are initially measured at fair value. Any subsequent fair value gain or loss is recognized through profit or loss if such investments in equity securities are held for trading purposes. The fair value gains or losses of all other equity securities are recognized in other comprehensive income. Where the Group's management has elected to present fair value gains and losses on equity investments in other comprehensive income, there is no subsequent reclassification of fair value gains and losses to profit and loss. Dividends from such investments are recognised in profit and loss, when the Group's right to receive payments is established. Impairment losses (and reversal of impairment losses) on equity investments measured at FVOCI are not reported separately from other changes in fair value.

De-recognition of financial asset

A financial asset is derecognised only when

- The Group has transferred the rights to receive cash flows from the financial asset or
- Retains the contractual rights to receive the cash flows of the financial asset, but assumes a contractual obligation to pay the cash flows to one or more recipients.

Where the entity has transferred an asset, the Group evaluates whether it has transferred substantially all risks and rewards of ownership of the financial asset. In such cases, the financial asset is derecognised. Where the entity has not transferred substantially all risks and rewards of ownership of the financial asset, the financial asset is not derecognised.



Notes to Consolidated Financial Statements

Where the entity has neither transferred a financial asset nor retains substantially all risks and rewards of ownership of the financial asset, the financial asset is derecognised if the Group has not retained control of the financial asset. Where the Group retains control of the financial asset, the asset is continued to be recognised to the extent of continuing involvement in the financial asset.

b) Financial liabilities

At initial recognition, all financial liabilities other than fair valued through profit and loss are recognised initially at fair value less transaction costs that are attributable to the issue of financial liability. Transaction costs of financial liability carried at fair value through profit or loss is expensed in profit or loss.

i) Financial liabilities at fair value through profit or loss

Financial liabilities at fair value through profit or loss include financial liabilities held for trading. The Group has not designated any financial liabilities upon initial measurement recognition at fair value through profit or loss. Financial liabilities at fair value through profit or loss are at each reporting date at fair value with all the changes recognised in the statement of profit and loss.

ii) Financial liabilities measured at amortised cost

Borrowings

Borrowings are initially recognised at fair value, net of transaction costs incurred. Borrowings are subsequently measured at amortised cost. Any difference between the proceeds (net of transaction costs) and the redemption amount is recognised in profit or loss over the period of the borrowings using the effective interest method. Fees paid on the establishment of loan facilities are recognised as transaction costs of the loan to the extent that it is probable that some or all of the facility will be drawn down. In this case, the fee is deferred until the draw down occurs. To the extent there is no evidence that it is probable that some or all of the facility will be drawn down, the fee is capitalised as a prepayment for liquidity services and amortised over the period of the facility to which it relates.

Borrowings are derecognised from the balance sheet when the obligation specified in the contract is discharged, cancelled or expired. The difference between the carrying amount of a financial liability that has been extinguished or transferred to another party and the consideration paid, including any non-cash assets transferred or liabilities assumed, is recognised in profit or loss.

Borrowings are classified as current liabilities unless the Group has unconditional right to defer settlement of the liability for at least twelve months after reporting period.

Trade and other payables

A payable is classified as 'trade payable' if it is in respect of the amount due on account of goods purchased or services received in the normal course of business. These amounts represent liabilities for goods and services provided to the Group prior to the end of financial year which are unpaid. Trade and other payables are presented as current liabilities unless payment is not due within 12 months after the reporting period. They are recognised initially at their fair value and subsequently measured at amortised cost using the effective interest method.

De-recognition of financial liability

A financial liability is derecognised when the obligation under the liability is discharged or cancelled or expires. The difference between the carrying amount of a financial liability that has been extinguished or transferred to another party and the consideration paid, including any non-cash assets transferred or liabilities assumed, is recognised in profit or loss.



Notes to Consolidated Financial Statements

3.11 Equity share capital

Ordinary shares are classified as equity. Incremental costs net of taxes directly attributable to the issue of new equity shares are reduced from retained earnings, net of taxes.

3.12 Borrowing costs

General and specific borrowing costs that are directly attributable to the acquisition, construction or production of a qualifying asset are capitalised during the period of time that is required to complete and prepare the asset for its intended use or sale. Qualifying assets are assets that necessarily take a substantial period of time to get ready for their intended use or sale. Investment income earned on the temporary investment of specific borrowings pending their expenditure on qualifying assets is deducted from the borrowing costs eligible for capitalisation. Other borrowing costs are expensed in the period in which they are incurred. All other borrowing costs are expensed in the period in which they occur.

3.13 Taxation

Income tax expenses or credit for the period comprised of tax payable on the current period's taxable income based on the applicable income tax rate, the changes in deferred tax assets and liabilities attributable to temporary differences and to unused tax losses, minimum alternative tax (MAT) and previous year tax adjustments.

Tax is recognised in the statement of profit and loss, except to the extent that it relates to items recognised directly in equity or other comprehensive income, in such cases the tax is also recognised directly in equity or in other comprehensive income. Any subsequent change in direct tax on items initially recognised in equity or other comprehensive income is also recognised in equity or other comprehensive income, such change could be for change in tax rate.

The current income tax charge or credit is calculated on the basis of the tax law enacted after considering allowances, exemptions and unused tax losses under the provisions of the applicable income tax laws. Current tax assets and current tax liabilities are off set, and presented as net.

Deferred income tax is recognised, using the liability method, on temporary differences arising between the tax base of assets and liabilities and their carrying amounts in the financial statements. Deferred income tax is determined using tax rates and laws that have been enacted or substantially enacted by the end of the reporting period and are expected to apply when the related deferred income tax asset is realised or the deferred income tax liability is settled.

Deferred tax liabilities are recognised for all taxable temporary differences and deferred tax assets are recognised for all deductible temporary differences and unused tax losses only if it is probable that future taxable amounts will be available to utilise those temporary differences and losses. Deferred tax assets and deferred tax liabilities are off set, and presented as net.

The carrying amount of deferred tax assets is reviewed at each balance sheet date and reduced to the extent that it is no longer probable that sufficient taxable profits will be available against which the temporary differences can be utilised.

3.14 Revenue recognition and other income

The Group recognises revenue as per the required five step process for revenue recognition which depict the transfer of promised goods or services to the customer in an amount that reflects the consideration to which the entity expects to be entitled in exchange for those goods or services



Notes to Consolidated Financial Statements

Five step process

1. Identify contracts with customers;
2. Identify the separate performance obligation;
3. Determine the transaction price of the contract;
4. Allocate the transaction price to each of the separate performance obligations, and
5. Recognise the revenue as each performance obligation is satisfied.

a) **Sale of goods**

Revenue from sale of goods is recognised when control of products, being sold has been transferred to the customer and when there are no longer any unfulfilled obligations to the customer.

b) **Dividend**- Dividend income is recognised when the right to receive dividend is established.

c) **Other income**

Interest- Interest income is recognised on a time proportion basis taking into account the amount outstanding and the rate applicable.

3.15 Dividend distribution

Annual dividend distribution to the shareholders is recognised as a liability in the period in which the dividends are approved by the shareholders. Any interim dividend paid is recognised on approval by board of directors. Dividend payable and corresponding tax on dividend distribution is recognised directly in equity.

3.16 Earnings per share

Basic earnings per share is computed using the net profit/(loss) for the year attributable to the shareholders' and weighted average number of shares outstanding during the year. The weighted average numbers of shares also includes fixed number of equity shares that are issuable on conversion of compulsorily convertible preference shares, debentures or any other instrument, from the date consideration is receivable (generally the date of their issue) of such instruments.

Diluted earnings per share is computed using the net profit for the year attributable to the shareholder' and weighted average number of equity and potential equity shares outstanding during the year including share options, convertible preference shares and debentures, except where the result would be anti-dilutive. Potential equity shares that are converted during the year are included in the calculation of diluted earnings per share, from the beginning of the year or date of issuance of such potential equity shares, to the date of conversion.

3.17 Provisions and contingencies

a) **Provisions**

Provisions are recognised when the Group has a present obligation (legal or constructive) as a result of a past event, it is probable that an outflow of resources embodying economic benefits will be required to settle the obligation and a reliable estimate can be made of the amount of the obligation. Provisions are not recognised for future operating losses.

Provisions are measured at the present value of management's best estimate of the expenditure required to settle the present obligation at the end of the reporting period. The discount rate used



Notes to Consolidated Financial Statements

to determine the present value is a pre-tax rate that reflects current market assessments of the time value of money and the risks specific to the liability. The increase in the provision due to the passage of time is recognised as interest expense.

i) **Gratuity and leave encashment provision**

Refer note 3.8 for provision relating to gratuity and leave encashment.

b) **Contingencies**

Contingent liabilities are disclosed when there is a possible obligation arising from past events, the existence of which will be confirmed only by the occurrence or non-occurrence of one or more uncertain future events not wholly within the control of the Group or a present obligation that arises from past events where it is either not probable that an outflow of resources will be required to settle or a reliable estimate of the amount cannot be made. Information on contingent liability is disclosed in the notes to the financial statements. Contingent assets are not recognised. However, when the realisation of income is virtually certain, then the related asset is no longer a contingent asset, but it is recognised as an asset.

3.18 **Current versus non-current classification**

The Group presents assets and liabilities in balance sheet based on current/non-current classification. The Group has presented non-current assets and current assets before equity, non-current liabilities and current liabilities in accordance with Schedule III, Division II of Companies Act, 2013 notified by MCA.

An asset is classified as current when it is:

- a) Expected to be realised or intended to be sold or consumed in normal operating cycle,
- b) Held primarily for the purpose of trading,
- c) Expected to be realised within twelve months after the reporting period, or
- d) Cash or cash equivalent unless restricted from being exchanged or used to settle a liability for at least twelve months after the reporting period.

All other assets are classified as non-current.

A liability is classified as current when it is:

- a) Expected to be settled in normal operating cycle,
- b) Held primarily for the purpose of trading,
- c) Due to be settled within twelve months after the reporting period, or
- d) There is no unconditional right to defer the settlement of the liability for at least twelve months after the reporting period.

All other liabilities are classified as non-current. The operating cycle is the time between the acquisition of assets for processing and their realisation in cash or cash equivalents.

Deferred tax assets and liabilities are classified as non-current assets and liabilities.

3.19 **Recent accounting pronouncements**

New and amended standards applied

Ministry of Corporate Affairs ("MCA") notifies new standard or amendments to the existing standards



Notes to Consolidated Financial Statements

under Companies (Indian Accounting Standards) Rules as issued from time to time. On March 31, 2023, MCA amended the Companies (Indian Accounting Standards) Rules, 2015 by issuing the Companies (Indian Accounting Standards) Amendment Rules, 2023, applicable from April 1, 2023, as below:

Ind AS -1 Presentation of Financial Statements - This amendments requires the entities to disclose their material accounting policies rather than their significant accounting policies. The effective date of adoption of this amendment is annual periods beginning on or after April 1, 2023. The Company has evaluated the amendments and the impact of the amendment is insignificant in the standalone financial statements.

Ind AS - 8 Accounting Policies, Changes in Accounting Estimates and Errors - This amendments has introduced a definition of 'Accounting Estimates' and included amendments to Ind AS 8 to help entities distinguish changes in accounting policies from changes in accounting estimates. The effective date for adoption of this amendments is annual periods beginning on or after April 1, 2023. The Company has evaluated the amendments and there is no impact on its standalone financial statements.

Ind AS 12-Income Taxes-This amendment has narrowed the scope of initial recognition exemption so that it does not apply to transactions that give rise to equal and offsetting temporary differences. The effective date for adoption of this amendment is annual periods beginning on or after April 1, 2023. The Company has evaluated the amendment and there is no impact on its standalone financial statement.

4. Critical accounting estimates, assumptions and judgements

In the process of applying the Group's accounting policies, management has made the following estimates, assumptions and judgements, which have significant effect on the amounts recognised in the financial statement:

(a) Property, plant and equipment

External adviser or internal technical team assess the remaining useful lives and residual value of property, plant and equipment. Management believes that the assigned useful lives and residual value are reasonable, the estimates and assumptions made to determine depreciation are critical to the Group's financial position and performance.

(b) Income taxes

Management judgment is required for the calculation of provision for income taxes and deferred tax assets and liabilities. The Group reviews at each balance sheet date the carrying amount of deferred tax assets. The factors used in estimates may differ from actual outcome which could lead to significant adjustment to the amounts reported in the consolidated financial statements.

(c) Contingencies

Management judgement is required for estimating the possible outflow of resources, if any, in respect of contingencies/claim/litigations against the Group as it is not possible to predict the outcome of pending matters with accuracy.

(d) Allowance for uncollected accounts receivable and advances

Trade receivables do not carry any interest and are stated at their normal value as reduced by appropriate allowances for estimated irrecoverable amounts. Individual trade receivables are written off when management deems them not to be collectible. Impairment is made on the expected credit losses, which are the present value of the cash shortfall over the expected life of the financial assets.


Notes to Consolidated Financial Statements
5. Property, plant and equipment

(₹ lakhs)

Particulars	Office equipments	Total
Gross block		
As at April 1, 2021	0.81	0.81
Additions	-	-
Less: Disposal/adjustments	-	-
As at March 31, 2022	0.81	0.81
Additions	-	-
Less: Disposal/adjustments	-	-
As at March 31, 2023	0.81	0.81
Accumulated depreciation		
As at April 1, 2021	0.18	0.18
Charge for the year	0.26	0.26
Less: Disposal/adjustments	-	-
As at March 31, 2022	0.44	0.44
Charge for the period	0.25	0.25
Less: Disposal/adjustments	-	-
As at March 31, 2023	0.69	0.69
Net carrying amount		
As at March 31, 2022	0.37	0.37
As at March 31, 2023	0.12	0.12


Notes to Consolidated Financial Statements
5A. Intangible assets

(₹ lakhs)

Particulars	Computer Software	Total
Gross block		
As at April 1, 2021	0.91	0.91
Additions	-	-
Less: Disposal/adjustments	-	-
As at March 31, 2022	0.91	0.91
Additions	4.50	4.50
Less: Disposal/adjustments	0.89	0.89
As at March 31, 2023	4.52	4.52
Accumulated depreciation		
As at April 1, 2021	0.39	0.39
Charge for the year	0.08	0.08
Less: Disposal/adjustments	-	-
As at March 31, 2022	0.47	0.47
Charge for the year	0.25	0.25
Less: Disposal/adjustments	0.54	0.54
As at March 31, 2023	0.18	0.18
Net carrying amount		
As at March 31, 2022	0.44	0.44
As at March 31, 2023	4.34	4.34

6. Non- current investments

Particulars	As at March 31, 2023			As at March 31, 2022		
	No. of shares	Face value (₹)	(₹ lakhs)	No. of shares	Face value (₹)	(₹ lakhs)
Non-trade						
I. Investment in Security receipts Unquoted						
a) JCFARC Trust 2020-21/8	45,13,500	1,000	45,135.00	45,13,500	1,000	45,135.00
			45,135.00			45,135.00
II. Equity instruments (fully paid up)						
A. Others- quoted (at fair value through other comprehensive income)						


Notes to Consolidated Financial Statements

Particulars	As at March 31, 2023			As at March 31, 2022		
	No. of shares	Face value (₹)	(₹ lakhs)	No. of shares	Face value (₹)	(₹ lakhs)
a) JSW Steel Limited	13,620	1	93.72	13,620	1	99.79
b) JSW Holdings Limited	334	10	12.82	334	10	13.71
c) Jindal Stainless Limited (refer note i)	1,45,46,966	2	42,157.11	49,31,175	2	9,988.09
d) Jindal Stainless (Hisar) Limited (refer note i)	-	-	-	49,31,175	2	19,199.53
			42,263.65			29,301.12
B. Others- quoted (at fair value through statement of profit and loss)						
a) Shalimar Paints Limited	15,00,000	2	2,040.75	15,00,000	2	1,758.00
b) HDFC Bank Limited	72,410	2	1,165.48	72,410	2	1,064.68
c) ACC Limited			-	2	10	0.04
d) Dr. Reddy's Laboratories Limited			-	4	5	0.17
e) Electrosteel Castings Limited			-	20	1	-
f) Ambuja Cement Limited			-	15	2	0.04
g) Hindustan Unilever Limited			-	2	1	0.04
h) Infosys Limited (refer note ii)			-	32	5	0.61
i) Maharashtra Seamless Limited			-	4	5	0.02
j) Maruti Suzuki India Limited			-	2	5	0.15
k) Man Industries (India) Limited			-	4	5	0.00
l) Oil & Natural Gas Corporation Limited			-	18	5	0.03
m) PSL Limited	2	10	-	2	10	-
n) Sun Pharmaceutical Industries Limited			-	3	1	0.03
o) Reliance Communications Limited			-	2	5	0.00
p) Reliance Industries Limited			-	8	10	0.21
q) Reliance Infrastructure Limited			-	2	10	0.00
r) State Bank of India			-	20	1	0.10
s) Tata Steel Limited			-	2	10	0.03
t) Tata Motors Limited			-	10	2	0.04
u) Quality Foils (India) Ltd.	2,000	10	1.76			-
v) Welspun Corp. Limited	2	5	-	2	5	0.00
			3,207.99			2,824.20
C. Others- unquoted (at fair value through other comprehensive income)						
a) Rohit Tower Building Limited	2,400	100	0.00	2,400	100	0.00
b) Sona Bheel Tea Limited	86,025	10	90.62	86,025	10	149.06


Notes to Consolidated Financial Statements

Particulars	As at March 31, 2023			As at March 31, 2022		
	No. of shares	Face value (₹)	(₹ lakhs)	No. of shares	Face value (₹)	(₹ lakhs)
c) Siddeshwari Tradex Private Limited (Pursuant to scheme of merger) (refer note ii)	7,643	10	77,701.44	7,643	10	88,859.33
d) OPJ Trading Private Limited	8,189	10	245.72	8,189	10	-
e) Sahyog Tradecorp Private Limited	8,189	10	60,691.91	8,189	10	66,924.89
f) Virtuous Tradecorp Private Limited	8,189	10	84,420.19	8,189	10	92,032.51
g) Brahmputra Capital & Finance Services Limited	5,20,900	10	40.70	5,20,900	10	42.42
h) Groovy Trading Private Limited	10	10	0.82	10	10	0.82
i) Jindal Holdings Limited	10	10	0.00	10	10	0.00
j) Strata Multiventures Private Limited	819	10	0.00	819	10	0.00
k) Indusglobe Multiventures Private Limited	819	10	1,105.87	819	10	706.32
l) Divino Multiventures Private Limited	819	10	37.51	819	10	28.03
m) Genova Multisolutions Private Limited	819	10	0.00	819	10	0.00
n) Radius Multiventures Private Limited	819	10	0.00	819	10	0.00
o) Jindal Steel & Alloys Limited	10	10	0.02	10	10	0.02
p) Abhinandan Investments Limited	39,700	10	124.08	39,700	10	86.50
q) Goswamis Credit & Investments Limited	28,55,000	10	-	28,55,000	10	-
			2,24,458.88			2,48,829.91
III. Compulsorily convertible preference shares (CCPS) (at amortised cost)						
a) Strata Multiventures Private Limited.	81,900	10	8.19	81,900	10	8.19
b) Indusglobe Multiventures Private Limited.	81,900	10	8.19	81,900	10	8.19
c) Divino Multiventures Private Limited.	81,900	10	8.19	81,900	10	8.19
d) Genova Multisolutions Private Limited.	81,900	10	8.19	81,900	10	8.19
e) Radius Multiventures Private Limited.	81,900	10	8.19	81,900	10	8.19
f) Sahyog Tradecorp Private Limited.	8,18,900	10	81.89	8,18,900	10	81.89
g) OPJ Trading Private Limited	5,73,230	10	0.00	5,73,230	10	0.00
			122.84			122.84


Notes to Consolidated Financial Statements

Particulars	As at March 31, 2023			As at March 31, 2022		
	No. of shares	Face value (₹)	(₹ lakhs)	No. of shares	Face value (₹)	(₹ lakhs)
IV. 9% Non-cumulative redeemable preference shares (NCRPS) (at amortised cost)						
a) Goswamis Credit & Investments Limited.	28,08,333	100	835.32	28,08,333	100	2,808.33
b) Mansarover Investments Limited	20,93,070	100	2,093.07	20,93,070	100	2,093.07
c) Renuka Financial Services Limited	8,54,322	100	729.35	8,54,322	100	854.32
d) Stainless Investments Limited	3,36,507	100	336.51	3,36,507	100	336.51
e) Everplus Securities and Finance Company Limited	2,19,250	100	167.33	2,19,250	100	219.25
f) Manjula Finances Limited	27,21,000	100	1,451.83	27,21,000	100	-
g) Jindal Equipment Leasing & Consultancy Services Limited	14,10,173	100	1,410.17	14,10,173	100	1,410.17
h) Nalwa Investments Limited	10,44,000	100	977.71	7,10,180	100	1,044.00
i) Colorado Trading Company Limited	54,83,547	100	5,483.55	54,83,547	100	5,483.55
			13,484.84			14,249.20
Total			3,28,673.20			3,40,462.28
Aggregate value of quoted investments			45,471.64			32,125.32
Market value of quoted investments			45,471.64			32,125.32
Aggregate value of unquoted investments			2,83,201.56			3,08,336.96

Notes:

- i) For the year ended March 31, 2022, the Company was holding 49,31,175 equity shares of Jindal Stainless (Hisar) Limited ("JSHL") and 49,27,470 equity shares of Jindal Stainless Limited ("JSL").

In terms of the Composite Scheme of Arrangement amongst Jindal Stainless (Hisar) Limited ("JSHL") along with other group companies into and with Jindal Stainless Limited ("JSL"), JSL has allotted 96,15,791 equity shares as per the Swap Ratio mentioned in the Composite Scheme of Arrangement to the Company against its shareholding in JSHL.

After the above said allotment of shares, the current holding of the Company is 1,45,43,261 equity shares in Jindal Stainless Limited (JSL) and same are pledged as security in favour of lenders for financial assistance given by them to Jindal Stainless Limited.

Please see note-44

- ii) NCLT Cuttack vide its order number MA No. 16B/2021 dated January 18, 2021 had approved a scheme of amalgamation (merger by absorption) of Danta Enterprises Private Limited ("transferor company 1"), Glebe Trading Private Limited ("transferor company 2") into Siddeshwari Tradex Private Limited


Notes to Consolidated Financial Statements

("transferee company"). As a result for every 15 shares of Danta Enterprises Private limited 14 shares of Siddeshwari Tradex Private Limited was issued to the company.

- iii) The value of Investment in 9% Non-cumulative redeemable preference shares held by Hexa Securities and Finance Company Limited are net off impairment of ₹ 764.36 lakhs (March 31, 2022 Nil). As required by IND AS 109 "Financial Instrument", an assesment of impairment of investment was carried out and based on such assesment, the company has accounted impairment losses of ₹ 764.36 lakhs during the year.

		(₹ lakhs)	
Particulars	As at March 31, 2023	As at March 31, 2022	
7 Non- current loans			
Unsecured, considered good			
Loans to employees	1.00	-	
Total non- current loans	1.00	-	
8 Other non- current assets			
Unsecured, considered good			
Fixed Deposit*	1,674.47	859.00	
Total other non- current assets	1,674.47	859.00	
*Pledge for loan taken by subsidiary from Tata Capital as DSRA Margin			
9 Cash and cash equivalents			
Balances with banks			
In current accounts	45.87	57.25	
Total cash and cash equivalents	45.87	57.25	
10 Current loans			
Unsecured, considered good			
Loans to employees	8.44	0.14	
Doubtful			
Loan to related parties (refer note 40)	-	820.95	
Loans to other party	-	119.30	
Less: Provision (refer note 35)	-	(940.25)	
Total current loans	8.44	0.14	
11 Other current financial assets			
Unsecured, considered good			
Interest receivable	91.43	24.11	
Total other current financial assets	91.43	24.11	


Notes to Consolidated Financial Statements

(₹ lakhs)

Particulars	As at March 31, 2023	As at March 31, 2022
12 Other current assets		
Prepaid expenses	0.07	-
Advance to vendors	7.32	9.22
Balances with state and central government authorities	2,487.51	1,350.31
Total other current assets	2,494.90	1,359.53
13 Equity share capital		
Authorised		
7,50,00,000 equity shares of ₹ 2/- each	1,500.00	1,500.00
	1,500.00	1,500.00
Issued, subscribed and paid-up		
5,52,45,354 equity shares (March 31, 2022	1,104.91	1,104.91
5,52,45,354) of ₹ 2/- each fully paid-up		
Total equity share capital	1,104.91	1,104.91
a) Reconciliation of the number of shares:		
Shares outstanding as at the beginning of the year	5,52,45,354	5,52,45,354
Shares outstanding as at the end of the year	5,52,45,354	5,52,45,354

b) Details of shareholders holding more than 5% shares in the Company

Name of shareholders	As at March 31, 2023		As at March 31, 2022	
	No. of shares	% of holding	No. of shares	% of holding
Nalwa Sons Investments Limited	1,07,10,000	19.39%	1,07,10,000	19.39%
Sigma Tech Inc	60,24,000	10.90%	60,24,000	10.90%
Cresta Fund Limited	-	-	54,89,085	9.94%
Albula Investment Fund Limited	-	-	50,04,027	9.06%
Innox Global Multiventures Private Limited*	49,04,210	8.88%		
Opelina Sustainable Services Limited*	48,63,370	8.80%		
JSL Limited*	67,64,370	12.24%		
Siddeshwari Tradex Private Limited	71,59,693	12.96%	47,52,984	8.60%
Total	4,04,25,643	73.17%	3,19,80,096	57.89%

* Previous year less than 5%

- c) Aggregate number of bonus shares issued, shares issued for consideration other than cash, shares bought back during the period of five years immediately preceding the reporting date.

Nil

Nil



Notes to Consolidated Financial Statements

d) 650 equity shares have been held in abeyance, and not allotted due to attachment orders by Court.

e) **Terms/ rights attached to equity shares:**

The Company has only one class of equity shares having a par value of ₹ 2/- per equity share and holder of the equity share is entitled to one vote per share. The dividend proposed by the Board of Directors is subject to approval of the shareholders in the ensuing annual general meeting, except in case of interim dividend. In the event of liquidation of the Company, the holders of the equity shares will be entitled to receive the remaining assets of the Company in proportion to the number of equity shares held.

f) **Shareholding of Promoters* as below:**

Promoter Name	As at March 31, 2023		As at March 31, 2022		% Change in Shareholding
	No. of shares	% of holding	No. of shares	% of holding	
1(a) Individuals/Hindu Undivided Family					
1 Indresh Batra	1,54,000	0.28%	1,54,000	0.28%	0.00%
2 Naveen Jindal	43,740	0.08%	43,740	0.08%	0.00%
3 Savitri Devi Jindal	20,760	0.04%	20,760	0.04%	0.00%
4 R K Jindal & Sons HUF	16,320	0.03%	16,320	0.03%	0.00%
5 Arti Jindal	12,000	0.02%	12,000	0.02%	0.00%
6 Shradha Jatia	8,500	0.02%	8,500	0.02%	0.00%
7 Urvi Jindal	6,000	0.01%	6,000	0.01%	0.00%
8 S K Jindal And Sons HUF	4,320	0.01%	4,320	0.01%	0.00%
9 P R Jindal HUF	4,320	0.01%	4,320	0.01%	0.00%
10 Abhyuday Jindal	3,000	0.01%	3,000	0.01%	0.00%
11 Tripti Jindal	3,000	0.01%	3,000	0.01%	0.00%
12 Sminu Jindal	3,000	0.01%	3,000	0.01%	0.00%
13 Deepika Jindal	3,000	0.01%	3,000	0.01%	0.00%
14 Naveen Jindal HUF	1,320	0.00%	1,320	0.00%	0.00%
15 Naveen Jindal As Trustee Of Global Vison Trust	1,000	0.00%	1,000	0.00%	0.00%
16 Parth Jindal	100	0.00%	100	0.00%	0.00%
17 Tanvi Shete	100	0.00%	100	0.00%	0.00%
18 Tarini Jindal Handa	100	0.00%	100	0.00%	0.00%
19 Sangita Jindal	100	0.00%	100	0.00%	0.00%
20 Sajjan Jindal	100	0.00%	100	0.00%	0.00%
21 Sajjan Jindal As Trustee Of Sajjan Jindal Family Trust	100	0.00%	100	0.00%	0.00%
22 Sajjan Jindal As Trustee Of Sajjan Jindal Lineage Trust	100	0.00%	100	0.00%	0.00%
23 Sajjan Jindal As Trustee Of Sangita Jindal Family Trust	100	0.00%	100	0.00%	0.00%


Notes to Consolidated Financial Statements

Promoter Name	As at March 31, 2023		As at March 31, 2022		% Change in Shareholding
	No. of shares	% of holding	No. of shares	% of holding	
24 Sajjan Jindal As Trustee Of Tarini Jindal Family Trust	100	0.00%	100	0.00%	0.00%
25 Sajjan Jindal As Trustee Of Tanvi Jindal Family Trust	100	0.00%	100	0.00%	0.00%
26 Sajjan Jindal As Trustee Of Parth Jindal Family Trust	100	0.00%	100	0.00%	0.00%
1(b) Any Other - Body Corporate					
1 Nalwa Sons Investments Limited	1,07,10,000	19.39%	1,07,10,000	19.39%	0.00%
2 Siddeshwari Tradex Private Limited	71,59,693	12.96%	47,52,984	8.60%	4.36%
3 OPJ Trading Private Limited	23,03,826	4.17%	23,03,826	4.17%	0.00%
4 JSL Limited	67,64,370	12.24%	22,23,800	4.03%	8.22%
5 Radius Multiventures Private Limited	19,79,925	3.58%	19,79,925	3.58%	0.00%
6 Virtuous Tradecorp Private Limited	16,56,224	3.00%	16,56,224	3.00%	0.00%
7 Opelina Sustainable Services Limited	48,63,370	8.80%	6,50,000	1.18%	7.63%
8 Meredith Traders Private Limited	86,800	0.16%	86,800	0.16%	0.00%
9 Gagan Trading Company Limited	43,200	0.08%	43,200	0.08%	0.00%
10 Innox Global Multiventures Private Limited	49,04,210	8.88%	40,440	0.07%	8.80%
11 Sahyog Holdings Private Limited	100	0.00%	100	0.00%	0.00%
12 Vinamra Consultancy Private Limited	100	0.00%	100	0.00%	0.00%
13 JSW Holdings Limited	100	0.00%	100	0.00%	0.00%
2(a) Individual (Non Resident)- Foreign					
1 Prithavi Raj Jindal	26,20,637	4.74%	26,20,637	4.74%	0.00%
2 Ratan Jindal	15,240	0.03%	15,240	0.03%	0.00%
2(b) Any Other (Specify)- Body Corporate					
1 Sigma Tech Inc	60,24,000	10.90%	60,24,000	10.90%	0.00%
2 Estrela Investment Company Limited	3,75,500	0.68%	3,75,500	0.68%	0.00%


Notes to Consolidated Financial Statements

Promoter Name	As at March 31, 2023		As at March 31, 2022		% Change in Shareholding
	No. of shares	% of holding	No. of shares	% of holding	
3 Templar Investments Limited	3,71,300	0.67%	3,71,300	0.67%	0.00%
4 Mendeza Holdings Limited	3,66,500	0.66%	3,66,500	0.66%	0.00%
5 Nacho Investments Limited	3,65,000	0.66%	3,65,000	0.66%	0.00%
Total Promoter's Shareholding {1(a)+1(b)+2(a)+2(b)}	5,08,95,475		3,48,71,056		
Total Promoter's Shareholding (%)		92.13%		63.12%	29.01%

*Promoter here means promoter as defined in the Companies Act, 2013.

(₹ lakhs)

Particulars	As at March 31, 2023	As at March 31, 2022
14 Other equity		
A) Reserve and Surplus		
i) Capital reserve		
Balance as per last financial statements	1,033.99	1,033.99
Closing balance	1,033.99	1,033.99
ii) Securities premium		
Balance as per last financial statements	19,697.04	19,697.04
Closing balance	19,697.04	19,697.04
iii) Capital reserve on consolidation		
Balance as per last financial statements	648.09	648.09
Closing balance	648.09	648.09
iv) Statutory reserve		
Balance as per last financial statements	2,731.25	2,731.25
Add: Addition for the year	-	-
Closing balance	2,731.25	2,731.25
v) Retained earnings		
Balance as per last financial statements	(5,765.30)	(3,259.85)
Add: Net profit/(loss) for the year	(2,560.92)	(2,505.45)
Closing balance	(8,326.22)	(5,765.30)


Notes to Consolidated Financial Statements

(₹ lakhs)

Particulars	As at March 31, 2023	As at March 31, 2022
vi) Re-measurements of the net defined benefit plans		
Balance as per last financial statements	0.74	(0.82)
Add: Addition for the year	(0.01)	1.56
Closing balance	0.73	0.74
Total of (A)	15,784.88	18,345.81
B) Other comprehensive income		
Items that will not be reclassified to profit and loss		
Gain/(loss) on fair valuation of non-current investments		
Balance as per last financial statements	2,15,633.31	99,589.63
Add: Addition for the year	(7,463.31)	1,16,043.68
Closing balance(B)	2,08,170.00	2,15,633.31
Total other equity(A+B)	2,23,954.88	2,33,979.12

Nature of reserves:

Retained earnings represent the undistributed profits of the Group.

Other comprehensive income reserve represent the balance in equity for items to be accounted in other comprehensive income. OCI is classified into (i) Items that will not be reclassified to profit and loss (ii) Items that will be reclassified to profit and loss.

Securities premium represents the amount received in excess of par value of securities (equity shares, preference shares and debentures).

Capital reserve on consolidation represents gain on business combination.

Statutory reserve is the reserve to be created by subsidiary as non-banking finance company (NBFC) under reserve bank of India regulation.

(₹ lakhs)

Particulars	As at March 31, 2023	As at March 31, 2022
15 Non- current borrowings		
Secured, considered good		
Term loan from NBFC*	24,628.04	15,119.09
Unsecured, considered good		
From related parties (refer note 40)**	24,734.78	31,459.77
Total non- current borrowings	49,362.82	46,578.86



Notes to Consolidated Financial Statements

*Term loan from Tata Capital Financial Services Limited of ₹ 42500 lakhs, carries interest @ 11.50% p.a. (floating). The loan is secured against pledge of shares and Security Receipts. The loan is repayable in FY 2023-24 ₹ 9285.12 lakhs, FY 2024-25 ₹ 10341.52 lakhs, FY 2025-26 ₹ 11509.68 lakhs & FY 2026-27 ₹ 3066.11 lakhs.

**The above loan is repayable in one bullet instalment and carries interest rate range from @ 10.90% p.a. to 11.60% p.a. (March 31, 2022 @ 11.25% to 12.25%) p.a.

The figures for borrowings are net of processing fee of ₹ 289.27 lakhs.

There is no default in repayment of principal and interest.

Particulars	(₹ lakhs)	
	As at March 31, 2023	As at March 31, 2022
16 Non- current provisions		
Provision for employee benefits		
Gratuity	21.41	35.36
Leave encashment	18.02	35.39
Total non- current provisions	39.43	70.75
Refer note 41 and note 42		
17 Current borrowings		
Term Loan From NBFC		
Secured		
- Current maturities of long term debts	9,285.12	3,703.26
Total current borrowings	9,285.12	3,703.26
18 Other current financial liabilities		
Interest accrued but not due	154.12	92.22
Dues to employees	10.77	9.29
Other outstanding financial liabilities #	679.77	629.56
Total other current financial liabilities	844.66	731.07
# includes provision for expenses.		
19 Other current liabilities		
Statutory dues	285.48	304.94
Total other current liabilities	285.48	304.94
20 Current provisions		
Provision for employee benefits		
Gratuity	21.41	2.38
Leave encashment	24.88	1.73
Total current provisions	46.29	4.11
Refer note 41 and note 42		


Notes to Consolidated Financial Statements

Particulars	(₹ lakhs)	
	Year ended March 31, 2023	Year ended March 31, 2022
21 Revenue from operations		
Interest Income	74.79	35.32
Provision for Standard Asset written back	-	1.21
Other operating revenues		
Consultancy income	17.97	1.00
Dividend income	13.60	5.61
	31.57	6.61
Total Revenue from operations	106.36	43.14
22 Other income		
Interest income on income tax refund	0.47	0.12
Provision for doubtful asset written back	-	1,664.93
Total other income	0.47	1,665.05
23 Employee benefit expenses		
Salary and wages	166.50	148.98
Contribution to provident and other funds	15.77	14.32
Workmen and staff welfare	0.90	0.85
Total employee benefit expenses	183.17	164.15
Also refer note 41		
24 Finance costs		
Interest expense		
Borrowings	6,058.76	4,541.97
Other bank charges	97.69	85.78
Total finance costs	6,156.45	4,627.75
25 Other expenses		
Rent	0.49	0.32
Repair and maintenance- others	-	2.66
Travelling and conveyance	10.44	10.33
Postage and telephone	4.16	0.40
Legal and professional fees	120.39	86.60
Directors' meeting fees	4.80	5.40
Auditors' remuneration [refer note 30(a)]	3.81	3.66
Advertisement	0.44	1.62


Notes to Consolidated Financial Statements

(₹ lakhs)

Particulars	Year ended March 31, 2023	Year ended March 31, 2022
Net (gain)/ loss on foreign currency transactions	52.02	21.23
Loss on sale/ discard of property, plant and equipment (net)	0.34	-
Bad Debts Write Off	940.25	540.23
Provision for Doubtful Asset (NPA)	(940.25)	-
Loss on Sale of Investments	0.01	-
Miscellaneous expenses	9.84	2.72
Total other expenses	206.74	675.17

26. Financial risk management
26.1 Financial risk factors

The Group's principal financial liabilities comprise borrowings, trade and other payables. The main purpose of these financial liabilities is to manage finances for Group's operations. The Group has loans, trade and other receivables and cash that arise directly from its operations. The Group's activities expose it to a variety of financial risks:

i) Market risk

Market risk is the risk that the fair value or future cash flows of a financial instrument will fluctuate because of changes in market prices. Market prices comprise three types of risk: currency rate risk, interest rate risk and other price risks, such as commodity risk. Financial instruments affected by market risk include loans and borrowings, deposits and investments. Foreign currency risk is the risk that the fair value or future cash flows of a financial instrument will fluctuate because of changes in foreign exchange rates. Interest rate risk is the risk that the fair value or future cash flows of a financial instrument will fluctuate because of changes in market interest rates. This is based on the financial assets and financial liabilities held as at March 31, 2023 and March 31, 2022.

ii) Credit risk

Credit risk is the risk that a counter party will not meet its obligations under a financial instrument or customer contract, leading to a financial loss.

iii) Liquidity risk

Liquidity risk is the risk that the Group may not be able to meet its present and future cash and collateral obligations without incurring unacceptable losses.

The Group's overall risk management programme focuses on the unpredictability of financial markets and seeks to minimise potential adverse effects on the Group's financial performance.

Risk management is carried out by the treasury department under policies approved by the board of directors. The treasury team identifies, evaluates and hedges financial risks in close co-operation with the Group's operating units. The board provides principles for overall risk management, as well as policies covering specific areas, such as foreign exchange risk, interest rate risk, and credit risk.



Notes to Consolidated Financial Statements

Market Risk

The sensitivity analysis excludes the impact of movements in market variables on the carrying value of post-employment benefit obligations provisions and on the non-financial assets and liabilities. The sensitivity of the relevant Statement of Profit and Loss item is the effect of the assumed changes in the respective market risks. The Group's activities expose it to a variety of financial risks, including the effects of changes in foreign currency exchange rates and interest rates.

a) Foreign exchange risk and sensitivity

The Group has obtained foreign currency trade payables and is therefore, exposed to foreign exchange risk.

Exposure to foreign currency risk expressed in Indian rupees:-

Particulars	(₹ lakhs)
As at March 31, 2023	
Other financials liabilities	662.25
Total	662.25
As at March 31, 2022	
Other financials liabilities	610.22
Total	610.22

The following table demonstrates the sensitivity in the USD currency to the Indian Rupee with all other variables held constant. The impact on the Group's profit/(loss) before tax due to changes in the fair value of monetary assets and liabilities is given below:

Particulars	Net monetary items in respective currency outstanding on reporting date (absolute amount)	Change in currency exchange rate	(₹ lakhs)
			Effect on profit /(loss) before tax (₹ lakhs)
As at March 31, 2023			
USD	(8,05,626.51)	+5%	(33.11)
		-5%	33.11
As at March 31, 2022			
USD	(8,05,626.51)	+5%	(30.51)
		-5%	30.51

The assumed movement in exchange rate sensitivity analysis is based on the management's assessment of currently observable market environment.



Notes to Consolidated Financial Statements

Summary of exchange difference accounted in Statement of Profit and Loss:

Particulars	(₹ lakhs)	
	Year ended March 31, 2023	Year ended March 31, 2022
Currency fluctuations		
Net foreign currency loss shown as other expenses	52.02	21.23

b) Interest rate risk and sensitivity

As at March 31, 2023, 100% of the Group's borrowings are at a floating rate of interest (March 31, 2022 100%). With all other variables held constant, the following table demonstrates the impact of borrowing cost on floating rate portion of borrowings:

Interest rate sensitivity	(₹ lakhs)	
	Increase/ (decrease) in basis points	Effect on profit/ (loss) before tax
For the year ended March 31, 2023		
INR borrowings	+50	(293.24)
	-50	293.24
For the year ended March 31, 2022		
INR borrowings	+50	(251.41)
	-50	251.41

The assumed movement in basis points for interest rate sensitivity analysis is based on the management's assessment of currently observable market environment.

Interest rate and currency of borrowings:

Particulars	(₹ lakhs)			
	Total borrowings	Floating rate borrowings	Fixed rate borrowings	Weighted average interest rate (%)
INR	58,647.94	58,647.94	-	10.93%
Total as at March 31, 2023	58,647.94	58,647.94	-	
INR	50,282.12	50,282.12	-	11.76%
Total as at March 31, 2022	50,282.12	50,282.12	-	

i) Credit risk

Credit risk arises from cash and cash equivalents, deposited with banks, credit exposures from customers including outstanding receivables and other financial instruments.

ii) Trade receivables

The Group extends credit to customers in normal course of business. The Group considers factors such as credit track record in the market and past dealings for extension of credit to customers. The Group monitors the payment track record of the customers. Outstanding customer receivables are regularly monitored. The Group evaluates the concentration of risk with respect to trade receivables as low. Trade receivables for the year ended March 31, 2023 is Nil (March 31, 2022 Nil).



Notes to Consolidated Financial Statements

iii) Others

For cash and cash equivalents and deposit held with banks, the Group considers factors such as track record, size of the institution, market reputation and service standards to select the banks with which balances and deposits are maintained. Generally, the balances are maintained with the institutions with which the Group has also availed borrowings. The Group does not maintain significant cash and deposit balances other than those required for its day to day operations. There are no receivables which have significant increase in credit risk or credit impaired.

c) Liquidity risk

The Group's objective is to maintain optimum levels of liquidity to meet its cash and collateral requirements at all times. The Group relies on a mix of borrowings, capital infusion and excess operating cash flows to meet its needs for funds. The Group monitors rolling forecasts of its liquidity requirements to ensure it has sufficient cash to meet operational needs while maintaining sufficient headroom on its undrawn committed borrowing facilities at all times so that the Group does not breach borrowing limits or covenants (where applicable) on any of its borrowing facilities.

The table below provides undiscounted cash flows towards financial liabilities into relevant maturity based on the remaining period at the balance sheet to the contractual maturity date.

(₹ lakhs)

Particulars	On demand/ overdue	Less than 6 months	6 to 12 months	> 1 years	Total
As at March 31, 2023					
Interest bearing borrowings	-	3,744.08	5,541.04	49,362.82	58,647.94
Other financial liabilities	821.82	22.84	-	-	844.66
Total	821.82	3,766.92	5,541.04	49,362.82	59,492.60
As at March 31, 2022					
Interest bearing borrowings	-	1,790.85	1,912.41	46,578.86	50,282.12
Other financial liabilities	629.56	101.51	-	-	731.07
Total	629.56	1,892.36	1,912.41	46,578.86	51,013.19

26.2 Competition risk

The Group faces competition from local and foreign competitors. Nevertheless, it believes that it has competitive advantage in terms of high quality products and by continuously upgrading its expertise and range of products to meet the needs of its customers.

26.3 Capital risk management

The Group manages its capital structure and makes adjustments in light of changes in economic conditions and the requirements of the financial covenants. To maintain or adjust the capital structure, the Group may adjust the dividend payment to shareholders, return capital to shareholders or issue new shares. The primary objective of the Group's capital management is to maximize the shareholder value. The Group's primary objective when managing capital is to ensure that it maintains an efficient capital structure and healthy capital ratios and safeguard the Group's ability to continue as a going concern in order to support its business and provide maximum returns for shareholders. The Group also proposes to maintain an optimal capital structure to reduce the cost of capital. No changes were made in the objectives, policies or processes during the year ended March 31, 2023 and year ended March 31, 2022.



Notes to Consolidated Financial Statements

For the purpose of the Group's capital management, capital includes issued share capital and other equity. Net debt includes, interest bearing loans and borrowings less cash and cash equivalents.

During FY 2022-23, the Group's strategy was to maintain a suitable gearing ratio and gearing ratios at March 31, 2023 and March 31, 2022 are as follows:

Particulars	(₹ lakhs)	
	As at March 31, 2023	As at March 31, 2022
Loans and borrowings	58,647.94	50,282.12
Less: cash and cash equivalents	(45.87)	(57.25)
Net debt (A)	58,602.07	50,224.87
Total capital	2,25,059.79	2,35,084.03
Capital and net debt (B)	2,83,661.86	2,85,308.90
Gearing ratio (A/B)	20.66%	17.60%

27. Fair value of financial assets and liabilities

The below table provides the carrying amounts and fair value of the financial instruments recognised basis category in the financial statements.

Particulars	(₹ lakhs)			
	As at March 31, 2023		As at March 31, 2022	
	Carrying amount	Fair value	Carrying amount	Fair value
Financial assets designated at fair value through other comprehensive income				
Investment in equity shares	2,66,722.53	2,66,722.53	2,78,131.03	2,78,131.03
Financial assets designated at fair value through statement of profit and loss				
Investment in equity shares	48,342.99	48,342.99	47,959.20	47,959.20
Financial assets designated at amortised cost				
Cash and bank balances	45.87	45.87	57.25	57.25
Investment in preference shares	13,607.68	13,607.68	14,372.04	14,372.04
Trade receivables	-	-	-	-
Other financial assets	99.87	99.87	24.25	24.25
	3,28,818.94	3,28,818.94	3,40,543.77	3,40,543.77
Financial liabilities designated at amortised cost				
Borrowings- floating rate	58,647.94	58,647.94	50,282.12	50,282.12
Other financial liabilities	844.66	844.66	731.07	731.07
	59,492.60	59,492.60	51,013.19	51,013.19



Notes to Consolidated Financial Statements

Fair valuation techniques

The Group maintains policies and procedures to value financial assets or financial liabilities using the best and most relevant available data. The fair values of the financial assets and liabilities represents the amount that would be received to sell an asset or paid to transfer a liability in an orderly transaction between market participants at the measurement date.

The following methods and assumptions were used to estimate the fair values:

- 1) Fair value of cash and bank, trade receivables, trade payables, and other current financial assets and liabilities approximate their carrying amounts largely due to the short-term maturities of these instruments.
- 2) Long-term fixed-rate and variable-rate loans/ borrowings are evaluated by the Group based on parameters such as interest rates, specific country risk factors, credit risk and other risk characteristics. Fair value of variable interest rate borrowings approximates their carrying values. For fixed interest rate borrowing fair value is determined by using the discounted cash flow (DCF) method using discount rate that reflects the Group's borrowings rate. Risk of non-performance for the Group is considered to be insignificant in valuation.

Fair Value hierarchy

The following table provides the fair value measurement hierarchy of Group's asset and liabilities, grouped into Level 1 to Level 3 as described below:

Level 1: It includes fair value of financial instruments traded in active markets and are based on quoted market prices at the balance sheet date like mutual funds. The mutual funds are valued using the closing net assets value (NAV) as at the balance sheet date.

Level 2: It includes fair value of the financial instruments that are not traded in an active market like over-the-counter derivatives, which is valued by using valuation techniques. These valuation techniques maximise the use of observable market data where it is available and rely as little as possible on the Group specific estimates. If all significant inputs required to fair value an instrument are observable then instrument is included in level 2.

Level 3: Inputs for the asset or liability that are not based on observable market data (that is, unobservable inputs). If one or more of the significant inputs is not based on observable market data, the instrument is included in level 3.

The following table provides the fair value measurement hierarchy of Group's asset and liabilities, grouped into Level 1 to Level 2 as described below:-

Assets/liabilities measured at fair value (accounted)

Particulars	(₹ lakhs)		
	As at March 31, 2023		
	Level 1	Level 2	Level 3
Financial assets			
Investment in equity shares	45,471.63	2,69,593.88	-


Notes to Consolidated Financial Statements

(₹ lakhs)

Particulars	As at March 31, 2022		
	Level 1	Level 2	Level 3
Financial assets			
Investment in equity shares	32,125.33	2,93,964.91	-

Assets/liabilities recognised at amortised cost for which fair value is disclosed

(₹ lakhs)

Particulars	As at March 31, 2023		
	Level 1	Level 2	Level 3
Financial liabilities			
Borrowings- fixed rate	-	-	-
Other financial liabilities	-	844.66	-

(₹ lakhs)

Particulars	As at March 31, 2022		
	Level 1	Level 2	Level 3
Financial liabilities			
Borrowings- fixed rate	-	-	-
Other financial liabilities	-	731.07	-

During the year ended March 31, 2023 and year ended March 31, 2022, there were no transfers between Level 1 and Level 2 fair value measurements. Further there is no transfer in or out and also no balance under level 3 fair value measurements.

Following table describes the valuation techniques used and key inputs to valuation for level 2 of the fair value hierarchy as at March 31, 2023 and March 31, 2022, respectively:

Assets/liabilities measured at fair value

Particulars	Fair value hierarchy	Valuation technique	Inputs used
Financial assets			
Non- current investments			
- Unquoted	Level 2	Market valuation techniques	Net worth from latest audited financials
- Quoted	Level 1	Market valuation techniques	As per trade price on stock exchange

Assets / liabilities for which fair value is disclosed

Particulars	Fair value hierarchy	Valuation technique	Inputs used
Financial liabilities			
Borrowings- fixed rate	Level 2	Discounted Cash Flow	Prevailing interest rates to discount future cash flows
Other financial liabilities	Level 2	Discounted Cash Flow	Prevailing currency exchange rates to discount future cash flows



Notes to Consolidated Financial Statements

28. Deferred income tax

The analysis of deferred tax assets and deferred tax liabilities dealt in the statement of profit and loss is as follows.

Particulars	(₹ lakhs)	
	Year ended March 31, 2023	Year ended March 31, 2022
Book base and tax base of property, plant and equipment	0.89	(0.08)
Brought forward losses carried forward and others	(4,254.53)	(979.47)
Difference in tax rate	-	-
Total	(4,253.64)	(979.55)

Component of tax accounted in other comprehensive income

Particulars	(₹ lakhs)	
	Year ended March 31, 2023	Year ended March 31, 2022
Component of OCI		
Deferred tax credit/(expense) on defined benefit	-	(0.53)
Deferred tax credit/(expense) on fair valuation of investments	3,951.04	(30,457.03)
Difference in tax rate	-	-
Total	3,951.04	(30,457.56)

Deferred tax liabilities (net)

Particulars	(₹ lakhs)	
	Year ended March 31, 2023	Year ended March 31, 2022
Temporary difference		
(A) Deferred tax liabilities		
(i) Fair valuation of investments	51,355.75	56,934.84
(ii) Difference between book & tax base related to property, plant and equipment	0.89	-
Total deferred tax liabilities	51,356.65	56,934.84
(B) Deferred tax assets		
(i) Difference between book & tax base related to property, plant and equipment	-	0.08
(ii) Carried forward losses	476.91	384.16
(iii) Disallowance under income tax	15.81	13.89
Total deferred tax assets	492.72	398.13
(C) Net liabilities of temporary differences (A-B)	50,863.93	56,536.71


Notes to Consolidated Financial Statements
Deferred tax assets (net)

(₹ lakhs)

Particulars	Year ended March 31, 2023	Year ended March 31, 2022
Temporary difference		
Deferred tax assets		
(i) Carried forward losses	3,753.47	1,429.60
(ii) Fair valuation of investments	(1,042.35)	(1,478.65)
(iii) Re-measurement (gains)/ losses on defined benefit plans	(0.07)	(0.51)
(iv) Disallowance under income tax	19.02	247.73
Total deferred tax assets	2,730.07	198.17
Net assets of temporary differences	2,730.07	198.17

29. Income tax
Total tax expense reconciliation

(₹ lakhs)

Particulars	Year ended March 31, 2023	Year ended March 31, 2022
Current tax		
- Previous year tax adjustments	-	-
Deferred tax		
- Relating to origination & reversal of temporary differences	(4,253.64)	(979.55)
- Difference in tax rate	-	-
Total tax expense	(4,253.64)	(979.55)

Effective tax reconciliation

Numerical reconciliation of tax expense applicable to profit before tax at the latest statutory enacted tax rate in India to income tax expense reported is as follows:

(₹ lakhs)

Particulars	Year ended March 31, 2023	Year ended March 31, 2022
Net profit/(loss) before taxes	(6,814.56)	(3,485.00)
Enacted tax rates	25.17%	25.17%
Computed tax expense	(1,715.09)	(877.10)
Increase/(decrease) in taxes on account of:		
Previous year tax adjustments	(381.12)	-
Tax on other non deductible expenses	95.29	(102.45)
Change in rate of tax	(5.70)	-
Others	(2,247.02)	-
Income tax expense reported	(4,253.64)	(979.55)



Notes to Consolidated Financial Statements

Current tax assets/(liabilities) (net)

(₹ lakhs)

Particulars	Year ended March 31, 2023	Year ended March 31, 2022
Current tax assets (net)	63.68	52.44

30. Other disclosures

a. Auditors' remuneration

(₹ lakhs)

Particulars	Year ended March 31, 2023	Year ended March 31, 2022
i. Audit fee #	3.10	2.69
ii. Tax audit fee \$	-	0.96
iii. Certification fee/out of pocket expense	0.71	0.01
Total	3.81	3.66

includes fees of ₹ 0.35 lakhs (March, 31 2022 ₹ 0.59 Lakhs) to auditors of subsidiary company and ₹ 0.10 lakhs paid to predecessor auditor in previous year.

\$ includes fees of ₹ 0.34 lakhs paid to predecessor auditor in previous year.

b. Details of loans given, investment made and guarantees given, covered u/s 186(4) of the Companies Act 2013.

-Loans given and investment made are given under the respective heads.

31. Earnings per share

(Number of shares)

Particulars	Year ended March 31, 2023	Year ended March 31, 2022
Issued equity shares	5,52,45,354	5,52,45,354
Weighted average number of equity shares used as denominator in the computation of basic and diluted earnings per equity share- (A)	5,52,45,354	5,52,45,354

Particulars	Year ended March 31, 2023	Year ended March 31, 2022
Profit/(loss) for the year after tax- (B) (₹ lakhs)	(2,560.92)	(2,505.45)
Basic earnings per share (B/A) (₹)	(4.64)	(4.54)
Diluted earnings per share (B/A) (₹)	(4.64)	(4.54)

32. Impairment review

Assets are tested for impairment annually or whenever there are any indicators for impairment. Impairment test is performed at the level of each Cash Generating Unit ("CGU") or group of CGUs within the Group at which assets are monitored for internal management purpose. The impairment assessment is based on higher of value in use and fair value less cost of disposal.



Notes to Consolidated Financial Statements

33. Corporate social responsibility

Details of expenditure on corporate social responsibility activities as per Section 135 of the Companies Act, 2013 read with schedule III are as below:

(₹ lakhs)

Particulars	Year ended	Year ended
	March 31, 2023	March 31, 2022
Amount required to be spent	Nil	Nil

(₹ lakhs)

Particulars	Year ended March 31, 2023			Year ended March 31, 2022		
	Total	In cash	Yet to be paid	Total	In cash	Yet to be paid
Amount spent	Nil	Nil	Nil	Nil	Nil	Nil

34. In subsidiary company, provision for standard assets amounting to ₹ Nil (March 31, 2022 ₹ Nil) has been made at 0.25% of the outstanding standard assets. As per para 14 of Non-Systemically important Non-Banking Financial (Non-Deposit Accepting or Holding) Companies Prudential Norms (Reserve Bank) Directions, 2015.

35. In subsidiary company, provision for doubtful loans and advances has been made by the management considering prudential norms prescribed by the Reserve Bank of India.

(₹ lakhs)

Particulars	As at	As at
	March 31, 2023	March 31, 2022
Opening balance	940.25	2,605.18
Add: Provision made during the year	-	-
Add: Transfer from sub-standard assets	-	-
Less: Provision reversed during the year	(940.25)	(1,664.93)
Closing balance	-	940.25

36. In subsidiary company, as per Notification No. DNBR.009/CGM (CDS)- 2015 dated March 27, 2015 issued by Reserve Bank of India and as explained to us by the Management, subsidiary company is a Systemically Important Non- Banking Financial (Non-Deposit Accepting or Holding) Company because asset size of the Company is ₹ 500 Crore or above as per last year audited financials. Concentration of single/group exposure norms is applicable to the subsidiary company since the subsidiary company is a Systemic-Important NBFC Company.

37. Information related to standalone financial statement

Parent is listed on stock exchange in India. Parent has prepared standalone financial statement as required under Companies Act, 2013 and listing requirements. The standalone financial statement is available on Parent's website for public use.



Notes to Consolidated Financial Statements

38. Financial information pursuant to schedule III of Companies Act, 2013

Name of the enterprise	Net assets (total assets minus total liabilities)		Share in profit and loss		Share in other comprehensive income		Share in total comprehensive income	
	As % of consoli- dated net assets	(₹ lakhs)	As % of consoli- dated profit / (loss)	(₹ lakhs)	As % of consoli- dated other com- pre- hensive income	(₹ lakhs)	As % of consol- idated total com- pre- hen- sive income	(₹ lakhs)
Parent								
Hexa Tradex Limited	87.00%	1,94,730.45	11.00%	(282.44)	252.00%	(18,804.97)	190.00%	(19,087.41)
Subsidiary- In- dian								
Hexa Securities and Finance Company Limited	23.00%	52,467.52	89.00%	(2,278.48)	-152.00%	11,341.65	-90.00%	9,063.17
Consol adjust- ments	-10.00%	(22,138.17)	0.00%	-	0.00%	-	0.00%	-
Total	100.00%	2,25,059.79	100.00%	(2,560.92)	100.00%	(7,463.32)	100.00%	(10,024.24)

The above figures for Parent and its subsidiary are before inter-company eliminations and consolidation adjustments.

39 Segment information

The Group has two business segments viz. trading activities and investment and finance including consultancy. Group's operations are carried out in India and all assets are also located in India, hence, there is no reportable secondary business segment.

Segments have been identified taking into account nature of product and differential risk and returns of the segment. These business segments are reviewed by the Group CEO and CFO (Chief operating decision maker).

a) Primary business segment:

(₹ lakhs)

S. No.	Particulars	Year ended March 31, 2023			Year ended March 31, 2022				
		Trading activities	Investment and finance	Unallo- cable	Total	Trading activities	Investment and finance	Unallo- cable	Total
1	Segment revenue								
	Revenue from operations	17.97	88.39	-	106.36	1.00	42.14	-	43.14
2	Segment result before interest, other income and taxes	(259.89)	(398.69)	-	(658.58)	(178.37)	(343.93)	-	(522.30)
	Less: Interest expenses				(6,156.45)				(4,627.75)


Notes to Consolidated Financial Statements

(₹ lakhs)

S. No.	Year ended March 31, 2023				Year ended March 31, 2022			
	Trading activities	Investment and finance	Unallocable	Total	Trading activities	Investment and finance	Unallocable	Total
Add: Other income				0.47				1,665.05
Profit/(loss) before taxes				(6,814.56)				(3,485.00)
Less: Tax expense/(credit)				(4,253.64)				(979.55)
Net profit/(loss) after tax				(2,560.92)				(2,505.45)
3 Other informations								
Segment assets	60.77	3,30,478.12	5,248.63	3,35,787.52	76.13	3,41,348.74	1,588.86	3,43,013.73
Segment liabilities	695.03	59,083.03	0,949.67	1,10,727.73	639.51	50,678.58	56,611.61	1,07,929.70
Capital expenditure	4.50	-	-	4.50	-	-	-	-
Depreciation	0.50	-	-	0.50	0.34	-	-	0.34

Unallocated assets comprises of:

(₹ lakhs)

Particulars	As at March 31, 2023	As at March 31, 2022
Loans to employees	9.44	-
Other Assets	2,445.44	1,338.25
Current tax assets (net)	63.68	52.44
Deferred tax assets (net)	2,730.07	198.17
Total	5,248.63	1,588.86

Unallocated liabilities comprises of:

(₹ lakhs)

Particulars	As at March 31, 2023	As at March 31, 2022
Provisions	85.72	74.86
Deferred tax liabilities (net)	50,863.93	56,536.71
Total	50,949.65	56,611.57

b) Information about major customers

Customers from which revenue earned during the year is more than 10% of the revenue of the year.

(₹ lakhs)

Particulars	As at March 31, 2023	As at March 31, 2022
Siddeshwari Tradex Private Limited (Pursuant to scheme to Merger by absorption of Danta Enterprises Private Limited and Glebe Trading Private Limited)	-	8.53
Nalwa Investment Limited	12.72	-



Notes to Consolidated Financial Statements

40. Related party transactions

In accordance with the requirements of IND AS 24- Related Party Disclosures, name of the related party, related party relationship, transactions and outstanding balances including commitments where control exists and with whom transactions have taken place during reported periods, are provided below:

Related party name and relationship

1. Key management personnel

Name	Designation
A. Parent	
1. Dr. Raj Kamal Aggarwal	Independent Director*
2. Mr. Girish Sharma	Independent Director*
3. Mr. Abhiram Tayal	Independent Director*
4. Mr. Ravinder Nath Leekha	Independent Director*
5. Vinita Jha	Independent Director*
6. Ms. Veni Verma	Non-Independent and Non-Executive Director (up to 10.08.2022)
7. Mr. Rajeev Goyal	Non-Independent and Non-Executive Director (up to 10.08.2022)
8. Mr. Naresh Kumar Agarwal	Non-Independent and Non-Executive Director (w.e.f. 10.08.2022)
9. Ranjit Malik	Non-Independent and Non-Executive Director (w.e.f. 10.08.2022)
10. Mr. Neeraj Kanagat	CEO & CFO
11. Mr. Pravesh Srivastava	Company Secretary
B. Subsidiary	
1. Mr Raj Kamal Aggarwal	Independent Director*
2. Mr. Girish Sharma	Independent Director*
3. Ms. Ishani Prabhakar	Director
4. Mr. Ranjit Malik	Whole Time Director and CFO
5. Mr. Shubham Agrahri	Company Secretary

*Independent directors are included only for the purpose of compliance with definition of key management personnel given under Ind AS 24- Related Party Disclosures.

2. Relatives of key management personnel where transactions have taken place:

Name of relative	Relationship
1. Mr. Rishabh Kanagat	Son of Mr. Neeraj Kanagat

3. Entities where control exist- direct subsidiary

Name of the entity	Principal place of operation / Country of Incorporation	Principal activities	% Shareholding / Voting Power	
			As at March 31, 2023	As at March 31, 2022
1. Hexa Securities and Finance Company Limited	India	Non-banking finance services	100%	100%


Notes to Consolidated Financial Statements
4. Entities falling under same promoter group (with whom transaction has been taken place during the year);

1. Jindal Saw Limited
2. Siddeshwari Tradex Private Limited (Pursuant to scheme to Merger by absorption of Danta Enterprises Private Limited and Glebe Trading Private Limited)
3. JSW Steel Limited
4. JITF Shipyards Limited
5. Groovy Trading Private Limited
6. Nalwa Sons Investment Limited
7. Mansarovar Tradex Limited (Formerly known as Mansarover Investment Limited)

Related party transactions

(₹ lakhs)

Particulars	Key management personnel (KMP)		Relatives of KMP and Entities falling under same promoter group	
	March 31, 2023	March 31, 2022	March 31, 2023	March 31, 2022
A. Transactions				
1. Sale of services				
Nalwa Investments Limited	-	-	13.73	-
Mansarovar Tradex Limited	-	-	4.24	-
2. Loan received back				
Mr. Neeraj Kanagat	-	12.00	-	-
Mr. Ranjit Malik	1.00	-	-	-
Mr. Pravesh Srivastava	0.14	1.67	-	-
Siddeshwari Tradex Private Limited	-	-	-	483.91
3. Purchase of services				
Ms. Reena Kanagat	-	-	-	8.96
Mr. Neeraj Kanagat	-	-	8.96	-
4. Expenses reimbursed				
Mr. Shivam Aggarwal	-	0.02	-	-
Mr. Shubham Agrahri	0.03	0.01	-	-
Mr. Ranjit Malik	0.56	0.43	-	-
Jindal Saw Limited	-	-	37.31	23.23
Mr. Neeraj Kanagat	0.21	0.21	-	-
Mr. Pravesh Srivastava	0.86	0.86	-	-
5. Dividend income				
JSW Steel Limited	-	-	2.36	0.89
6. Rent expense				
Jindal Saw Limited	-	-	0.49	0.32


Notes to Consolidated Financial Statements

(₹ lakhs)

Particulars	Key management personnel (KMP)		Relatives of KMP and Entities falling under same promoter group	
	March 31, 2023	March 31, 2022	March 31, 2023	March 31, 2022
7. Loan taken				
Siddeshwari Tradex Private Limited	-	-	13,215.00	50,161.50
8. Loan repaid				
Siddeshwari Tradex Private Limited	-	-	22,010.00	21,478.59
9. Interest income				
Siddeshwari Tradex Private Limited	-	-	-	8.53
10. Interest expense				
Siddeshwari Tradex Private Limited	-	-	2,300.00	2,692.21
11. Loan given				
Mr Ranjit Malik	5.00	-	-	-
B. Outstanding balances				
1. Loan receivable				
Mr. Pravesh Srivastava	-	0.14	-	-
Mr. Ranjit Malik	4.00	-	-	-
2. Loan payable				
Siddeshwari Tradex Private Limited	-	-	24,734.78	31,459.77
3. Receivables				
Jindal Saw Limited	-	-	-	0.09
4. Payables				
Jindal Saw Limited	-	-	0.15	-
Mr. Pravesh Srivastava	-	0.08	-	-
Dr. Raj Kamal Aggarwal	-	0.09	-	-
Mr. Girish Sharma	-	0.09	-	-
Mr. Abhiram Tayal	-	0.09	-	-
Ms. Vinita Jha	-	0.09	-	-
Mr. Ravinder Nath Leekha	-	0.09	-	-

Terms and conditions of transactions with related parties:

All related party transactions entered during the year were in ordinary course of the business and are on arm length basis. All outstanding receivable balances are unsecured and repayable in cash.



Notes to Consolidated Financial Statements

Key management personnel compensation:

(₹ lakhs)

Particulars	Year ended March 31, 2023	Year ended March 31, 2022
Short- term employee benefits *	145.38	139.84
Post- employment benefits		
- Defined contribution plan \$#	18.03	14.76
- Defined benefit plan #	-	-
Other long-term benefits	-	-
Share-based payment	-	-
Dividend paid	-	-
Total	163.41	154.60

(₹ lakhs)

Particulars	Year ended March 31, 2023	Year ended March 31, 2022
Mr. Neeraj Kanagat	102.04	91.66
Mr. Pravesh Srivastava	23.41	24.19
Mr. Ranjit Malik	28.91	28.98
Mr. Shivam Aggarwal	-	2.41
Mr. Shubham Agrahri	4.25	1.95
Others	4.80	5.41
	163.41	154.60

* Including bonus, commission and value of perquisites.

The liability for gratuity and leave encashment are provided on actuarial basis for the Group as a whole. Accordingly amounts accrued pertaining to key managerial personnel are not included above.

\$ including PF, leave encashment paid and any other benefits.

41. Employee benefit obligations

The Group has certain defined contribution plans. Contributions are made to provident fund in India for employees at the rate of 12% of basic salary as per regulations. The contributions are made to registered provident fund administered by the government. The obligation of the Group is limited to the amount contributed and it has no further contractual nor any constructive obligation. Refer table below for the expense recognised during the period towards defined contribution plan:

1. Expense recognised for defined contribution plan

(₹ lakhs)

Particulars	Year ended March 31, 2023	Year ended March 31, 2022
Group's contribution to provident fund	10.70	9.49
Total	10.70	9.49



Notes to Consolidated Financial Statements

2. Below tables sets forth the changes in the projected benefit obligation and plan assets and amounts recognised in the consolidated Balance Sheet as at March 31, 2023 and March 31, 2022, being the respective measurement dates:

2.a. Movement in defined benefit obligations

Particulars	(₹ lakhs)	
	Gratuity (funded)	Leave Encashment (unfunded)
Present value of obligation as at April 1, 2021	47.33	36.80
Current service cost	2.34	1.93
Interest cost	3.36	2.60
Benefits paid	-	(6.40)
Remeasurements- actuarial loss/ (gain)	(2.03)	2.20
Present value of obligation as at March 31, 2022	50.99	37.12
Present value of obligation as at April 1, 2022	50.99	37.12
Current service cost	2.42	2.06
Interest cost	3.61	2.62
Benefits paid	-	(9.11)
Remeasurements- actuarial loss/ (gain)	0.06	10.22
Present value of obligation as at March 31, 2023	57.07	42.91

2.b. Movement in plan assets – gratuity

Particulars	(₹ lakhs)	
	Year ended March 31, 2023	Year ended March 31, 2022
Fair value of plan assets at beginning of year	13.24	12.32
Expected return on plan assets	0.97	0.86
Benefits paid	-	-
Actuarial gain / (loss)	0.04	0.06
Fair value of plan assets at end of year	14.25	13.24
Present value of obligation	57.07	50.99
Net funded status of plan #	(42.82)	(37.75)
Actual return on plan assets	1.00	0.92

The Group has no legal obligation to settle the deficit in the funded plans with an immediate contribution or additional one off contributions. The Group intends to continue to contribute the defined benefit plans in line with the actuary's latest recommendations.


Notes to Consolidated Financial Statements
2.c. Recognised in statement of profit and loss

Particulars	(₹ lakhs)	
	Gratuity	Leave encashment
Current service cost	2.34	1.92
Interest cost	3.36	2.60
Expected return on plan assets	(0.86)	-
Remeasurement- actuarial loss/(gain)	-	2.20
For the year ended March 31, 2022	4.83	6.72
Actual return on plan assets	0.92	
Current service cost	2.42	2.05
Interest cost	3.61	2.62
Expected return on plan assets	(0.96)	-
Remeasurement- actuarial loss/(gain)	-	10.22
For the year ended March 31, 2023	5.07	14.89
Actual return on plan assets	1.00	

2.d. Recognised in other comprehensive income

Particulars	(₹ lakhs)	
	Gratuity	
Remeasurement- actuarial (loss)/gain	2.09	
Total for the year ended March 31, 2022	2.09	
Remeasurement- actuarial (loss)/gain	(0.01)	
Total for the year ended March 31, 2023	(0.01)	

2.e. The principal actuarial assumptions used for estimating the Group's defined benefit obligations are set out below:

Particulars	Year ended March 31, 2023	Year ended March 31, 2022
	Attrition rate	5.00% per annum
Discount rate	7.25% per annum	7.00% per annum
Expected rate of increase in salary	11.00% per annum	11.00% per annum
Expected rate of return on plan assets	7.57% per annum	7.00% per annum
Mortality rate	IALM 2012-14	IALM 2012-14 ultimate
Average future service of employees (years)	16.00	18.55

The assumption of future salary increase takes into account the inflation, seniority, promotion and other relevant factors such as supply and demand in employment market.


Notes to Consolidated Financial Statements
**2.f. Sensitivity analysis:
 As at March 31, 2023**

(₹ lakhs)		
Particulars	Change in assumption	Effect on gratuity obligation
Discount rate	+1%	53.62
	-1%	59.36
Salary growth rate	+1%	59.23
	-1%	53.73
Withdrawal rate	+1%	56.39
	-1%	57.73

As at March 31, 2022

(₹ lakhs)		
Particulars	Change in assumption	Effect on gratuity obligation
Discount rate	+1%	47.71
	-1%	54.73
Salary growth rate	+1%	54.37
	-1%	47.98
Withdrawal rate	+1%	50.25
	-1%	51.79

The above sensitivity analysis is based on a change in an assumption while holding all other assumptions constant. In practice, this is unlikely to occur, and changes in some of the assumptions may be correlated. When calculating the sensitivity of the defined benefit obligation to significant actuarial assumptions the same method (projected unit credit method) has been applied as when calculating the defined benefit obligation recognised within the Balance Sheet. The method and types of assumption used in preparing the sensitivity analysis did not change as compared to the previous year.

2.g. History of experience adjustments is as follows:

(₹ lakhs)	
Particulars	Gratuity
For the year ended March 31, 2022	
Plan liabilities- (loss)/gain	(1.58)
Plan assets- (loss)/gain	0.06
For the year ended March 31, 2023	
Plan liabilities- (loss)/gain	0.71
Plan assets- (loss)/gain	0.04


Notes to Consolidated Financial Statements
2.h. Expected contribution during the next annual reporting period

(₹ lakhs)

Particulars	As at March 31, 2023	As at March 31, 2022
Company's best estimate of contribution to post employment benefit plans for the next year	1.67	3.69

2.i. Maturity profile of defined benefit obligation

(Figures in no.)

Particulars	As at March 31, 2023	As at March 31, 2022
Weighted average duration (based on discounted cash flows) in years	12	13

2.j. Estimate of expected benefit payments (in absolute terms i.e. undiscounted)

(₹ lakhs)

Particulars	Gratuity
April 1, 2023 to March 31, 2024	21.41
April 1, 2024 to March 31, 2025	0.51
April 1, 2025 to March 31, 2026	0.51
April 1, 2026 to March 31, 2027	0.51
April 1, 2027 to March 31, 2028	0.51
April 1, 2028 onwards	33.62

2.k. Employee benefit provision

(₹ lakhs)

Particulars	As at March 31, 2023	As at March 31, 2022
Gratuity	42.82	37.74
Leave encashment	42.90	37.12
Total	85.72	74.86

2.l. Current and non-current provision for gratuity and leave encashment

As at March 31, 2023

(₹ lakhs)

Particulars	Gratuity	Leave Encashment
Current provision	21.41	24.88
Non- current provision	21.41	18.02
Total provision	42.82	42.90



Notes to Consolidated Financial Statements

As at March 31, 2022

(₹ lakhs)

Particulars	Gratuity	Leave Encashment
Current provision	2.38	1.73
Non- current provision	35.36	35.39
Total provision	37.74	37.12

2.m. Employee benefit expenses

(₹ lakhs)

Particulars	As at March 31, 2023	As at March 31, 2022
Salaries and wages (excluding leave encashment)	151.60	142.26
Costs-defined benefit plan	15.77	14.32
Costs-defined contribution plan (including leave encashment)	14.90	6.72
Welfare expenses	0.90	0.85
Total	183.17	164.15

(Figures in no.)

Particulars	As at March 31, 2023	As at March 31, 2022
Average no. of people employed	5	6

OCI presentation of defined benefit plan

Gratuity is in the nature of defined benefit plan, Accordingly, re-measurement gains and losses on gratuity is presented under OCI as an Item that will not be reclassified to profit and loss alongwith income tax effect on the same.

Presentation in statement of profit and loss and balance sheet

Expense for service cost, net interest cost and expected return on plan assets is charged to statement of Profit and Loss.

Actuarial liability for leave encashment and gratuity is shown as current and non-current provision in balance sheet.

The Group has taken policy from Jindal Saw Limited for managing gratuity fund. The major categories of plan assets for the year ended March 31, 2023 and March 31, 2022 has not been provided by the insurance company. Accordingly, the disclosure for major categories of plan assets has not been provided.

Risk exposure

The Group has taken group gratuity policies from an insurance company. Contribution towards policies are done annually basis demand from the insurance company.

The insurance policy is non participating variable insurance plan and will not participate in the profits of the insurance company.



Notes to Consolidated Financial Statements

These policies provide for minimum floor rate (MFR), i.e. a guaranteed interest rate that the policy account will earn during the entire policy term. In addition to MFR the insurance company shall also declare a non-zero positive additional interest rate (AIR) at the beginning of every financial quarter on the policy account and AIR shall remain guaranteed for that financial quarter. In addition to this, the policy also earns residual addition.

Through its defined benefit plans, the Group is exposed to a number of risks, the most significant of which are detailed below:

Asset volatility

This may arise from volatility in asset values due to market fluctuations. Most of the plan asset investments are in fixed income securities.

Changes in government bond yields

The plan liabilities are calculated using a discount rate set with reference to government bond yields. A decrease in government bond yields will increase plan liabilities and vice-versa, although this will be partially offset by an increase in the value of the plans' holdings in such bonds.

Salary cost inflation risk

The present value of the defined benefit plan liability is calculated with reference to the future salaries of participants under the plan. Increase in salary due to adverse inflationary pressures might lead to higher liabilities.

42. Provisions

Movement in provision during the financial year are provided below:

Particulars	Employee Benefits	(₹ lakhs)
As at April 1, 2021		71.79
Provision during the year		6.47
Remeasurement loss/(gain) accounted in OCI		(2.09)
Payment during the year		(6.40)
Interest charge		5.09
As at March 31, 2022		74.86
As at April 1, 2022		74.86
Provision during the year		14.69
Remeasurement loss/(gain) accounted in OCI		0.01
Payment during the year		(9.11)
Interest charge		5.27
As at March 31, 2023		85.72
As at March 31, 2022		
Current		4.11
Non current		70.75
As at March 31, 2023		
Current		46.29
Non current		39.43

Refer Note 3.8 for nature and brief of employee benefit provision.



Notes to Consolidated Financial Statements

43. Additional Regulatory Information

(i) Loans and Advances

Details of loans or advances in the nature of loans are granted to promoters, directors, KMPs and the related parties (as defined under Companies Act, 2013), either severally or jointly with any other person.

(₹ lakhs)

Type of Borrower	Amount of loan or advance in the nature of loan outstanding	Percentage to the total Loans and Advances in the nature of loans
As at March 31, 2023		
Promoters	-	-
Directors	-	-
KMPs of Subsidiary	4.00	100%
Related Parties		
As at March 31, 2022		
Promoters	-	-
Directors	-	-
KMPs	0.14	100%
Related Parties	-	-

(ii) Benami Property

No proceedings have been initiated or pending against the group under the Benami Transactions (Prohibition) Act, 1988 (45 of 1988) and the rules made thereunder.

(iii) Statements filed with banks or financial institutions

The group don't have any borrowings from banks and financial institutions on the basis of security of current assets. Hence, there is no requirement to file quarterly returns or statements of current assets with banks and financial institutions.

(iv) Wilful Defaulter

None of the entities in the group have been declared wilful defaulter by any bank or financial institution or government or any government authority.

(v) Relationship with Struck off Companies

Details of transactions with companies struck off under section 248 of the Companies Act, 2013 or section 560 of Companies Act, 1956, the group shall disclose the following details:-

Name of struck off Company	Nature of transactions with struck-off Company	Balance outstanding as at current period (2022-23)	Relationship with struck off company, if any to be disclosed	Balance outstanding as at current period (2021-22)	Relationship with struck off company, if any to be disclosed
Stalag Investments & Management Services Private Limited	Shares held by struck off company	Shares held - 10 No.	Shareholder	-	-
Chanakya Consultancy Private Limited	Shares held by struck off company	Shares held - 1000 No.	Shareholder	Shares held - 1000 No.	Shareholder
Mandrachal Fininv Private Limited	Shares held by struck off company	Shares held - 300 No.	Shareholder	Shares held - 300 No.	Shareholder
Orbit Finances Private Limited	Shares held by struck off company	Shares held - 150 No.	Shareholder	Shares held - 150 No.	Shareholder
Home Trade Limited	Shares held by struck off company	Shares held - 25 No.	Shareholder	Shares held - 25 No.	Shareholder



Notes to Consolidated Financial Statements

(vi) Registration of charges or satisfaction with Registrar of Companies

The group do not have any charges or satisfaction yet to be registered with Registrar of Companies beyond the statutory period.

(vii) Compliance with number of layers of companies

The group has complied with the provisions related to number of layers prescribed under clause (87) of section 2 of the Act read with Companies (Restriction on number of Layers) Rules, 2017.

(viii) Compliance with approved Scheme(s) of Arrangements

The group has not entered into any scheme of arrangement which has an accounting impact on current or previous financial year.

(ix) Utilisation of Borrowed funds and share premium:

The group has not advanced or loaned or invested funds to any other person(s) or entity(ies), including foreign entities (Intermediaries) with the understanding that the Intermediary shall:

- a. directly or indirectly lend or invest in other persons or entities identified in any manner whatsoever by or on behalf of the group (Ultimate Beneficiaries) or
- b. provide any guarantee, security or the like to or on behalf of the ultimate beneficiaries

The group has not received any fund from any person(s) or entity(ies), including foreign entities (Funding Party) with the understanding (whether recorded in writing or otherwise) that the group shall:

- a. directly or indirectly lend or invest in other persons or entities identified in any manner whatsoever by or on behalf of the Funding Party (Ultimate Beneficiaries) or
- b. provide any guarantee, security or the like on behalf of the ultimate beneficiaries

(x) Undisclosed income

No income has been surrendered or disclosed for which transaction was not recorded in the books of accounts that has been surrendered or disclosed as income during the year in the tax assessments under the Income Tax Act, 1961 (such as, search or survey or any other relevant provisions of the Income Tax Act, 1961).

(xi) During the period under review, the company doesn't fulfill the criteria covered under section 135 of the Companies act, 2013. Therefore the provision related to CSR is not applicable.

(xii) There is no transaction related to Crypto Currency or Virtual Currency.

44. Contingent Liabilities and Capital Commitment

a) Contingent Liabilities

- (i) 49,27,470 (March 31, 2022, 49,27,470) equity shares of Jindal Stainless Limited ("JSL") have been pari pasu pledged in favour of SBICAP Trustee Company Limited (SBICAP) on behalf of lenders of JSL to secure the credit facilities availed by JSL.
- (ii) Consequent to amalgamation of Jindal Stainless (Hisar) Limited ("JSHL") with Jindal Satinless Limited ("JSL") in terms of the Composite Scheme of Arrangement and subsequent allotment of equity shares of JSL as per the Swap Ratio mentioned in the Composite Scheme of Arrangement 96,15,791 equity shares of JSL have been pari pasu pledged in favour of SBICAP

**Notes to Consolidated Financial Statements**

Trustee Company Limited (SBICAP) on the behalf of lenders to secure the credit facility availed by JSL.

- (iii) There is outstanding disputed income tax liability of ₹ 251.62 lakhs (March 31, 2022 ₹ 251.62 lakhs) for which no provision has been made.

b) Capital Commitments

Estimated amount of contracts remaining to be executed on capital account and not provided for (net of advances)- ₹ Nil lakhs (March 31, 2022 ₹ Nil lakhs).

45. An Initial public announcement made by the promoter group persons / entities in accordance with Regulation 8 of the Securities and Exchange Board of India (Delisting of Equity Shares), 2021, inter alia, expressing the intention to voluntary delist the equity shares of the Company and approved to initiate the process and the floor price and notice of postal ballot. The shareholders of the holding company had also approved the delisting of shares of the company. The in-principle approval from the Stock Exchanges are pending.
46. The consolidated financial statements for the year ended March 31, 2023 are approved and adopted by board of directors of the Parent in their meeting dated May 25, 2023.
47. Previous year figures have been regrouped/ rearranged, wherever considered necessary to conform to current year's classification.

For and on behalf of Board of Directors of
Hexa Tradex Limited

For Lodha & Co.

Chartered Accountants
Firm Registration No. 301051E

Ranjit Malik

Director
DIN : 00059379

Naresh Kumar Agarwal

Director
DIN : 03552469

Shyamal Kumar

Partner
M. No. 509325

Pravesh Srivastava

Company Secretary
M. No. A20993

Neeraj Kanagat

CEO & CFO

Place : New Delhi
Date : May 25, 2023



NOTICE



Notice

NOTICE is hereby given that the 12th Annual General Meeting (AGM) of the Members of Hexa Tradex Ltd. will be held on Friday, the 29th day of September, 2023 at 02:00 P.M. at registered office at A-1, UPSIDC Indl. Area, Nandgaon Road, Kosi Kalan, Distt. Mathura (U.P.) – 281 403 to transact the following businesses:

ORDINARY BUSINESS:

1. To receive, consider and adopt the Audited (Standalone & Consolidated) Financial Statements of the Company for the financial year ended 31st March, 2023 and the reports of the Directors and Auditors thereon.
2. To appoint a Director in place of Mr. Ranjit Malik, (DIN: 00059379), who retires by rotation and, being eligible, offers himself for re-appointment

SPECIAL BUSINESS:

3. To consider, and if thought fit, to pass with or without modification(s), the following resolution as Ordinary Resolution:

“RESOLVED THAT pursuant to Regulation 23(4) and other applicable Regulations of the Securities and Exchange Board of India (Listing Obligations and Disclosure Requirements) Regulations, 2015, (‘SEBI Listing Regulations’), the applicable provisions of the Companies Act, 2013 (‘Act’), if any, read with related rules, if any, each as amended from time to time, the Company’s Policy on Materiality of Related Party Transaction(s), the approval of members the Company be and is hereby accorded to enter into, contract(s)/ arrangement(s)/ transaction(s) (whether by way of an individual transaction or transactions taken together or series of transactions or otherwise) with Siddeshwari Tradex Private Limited (‘STPL’), a related party on such terms and conditions as may be agreed between the Company (including its subsidiary) and Siddeshwari Tradex Private Limited (‘STPL’) from time to time, for an aggregate amount of upto ₹ 75 crores (exclusive of any taxes, duties or charges) to be entered during each of the financial year 2023-24 and financial year 2024-25, provided that such contract(s)/arrangement(s)/transaction(s) shall always be carried out at arm’s length and in the ordinary course of business of the Company.”

“RESOLVED FURTHER THAT the Board of Directors (hereinafter referred to as “Board”, which term shall include any duly authorized Committee constituted by the Board) be and is hereby authorised to do all such acts, deeds and things and to take all such steps as may be necessary for the purpose of giving effect to this resolution.”

“RESOLVED FURTHER THAT the Board be and is hereby authorised to delegate all or any of the powers herein conferred to any Committee of Directors or any one or more Directors of the Company.”

4. To consider, and if thought fit, to pass with or without modification(s), the following resolution as Ordinary Resolution:

RESOLVED THAT pursuant to Regulation 23(4) and other applicable Regulations of the Securities and Exchange Board of India (Listing Obligations and Disclosure Requirements) Regulations, 2015, (‘SEBI Listing Regulations’), the applicable provisions of the Companies Act, 2013 (‘Act’), if any, read with related rules, if any, each as amended from time to time, the Company’s Policy on Materiality of Related Party Transaction(s), the approval members of the Company be and is hereby accorded to enter into, contract(s)/ arrangement(s)/ transaction(s) (whether by way of an individual transaction or transactions taken together or series of transactions or otherwise) with Jindal Saw Limited (‘JSAW’), a related party on such terms and conditions as may be agreed between the Company (including its subsidiary) and Jindal Saw Limited (‘JSAW’) from time to time, for an aggregate amount of upto ₹ 50 crores (exclusive of any taxes, duties or charges) to be entered during each of the financial year 2023-24 and financial year 2024-25, provided that such contract(s)/arrangement(s)/transaction(s) shall always be carried out at arm’s length and in the ordinary course of business of the Company.”



Notice

“RESOLVED FURTHER THAT the Board of Directors (hereinafter referred to as “Board”, which term shall include any duly authorized Committee constituted by the Board) be and is hereby authorised to do all such acts, deeds and things and to take all such steps as may be necessary for the purpose of giving effect to this resolution.”

“RESOLVED FURTHER THAT the Board be and is hereby authorised to delegate all or any of the powers herein conferred to any Committee of Directors or any one or more Directors of the Company.”

Place: New Delhi

Date: August 09, 2023

By order of the Board
for **HEXA TRADEX LTD.**

Regd. Office:

A-I, UPSIDC Indl. Area Nandgaon Road,
Kosi Kalan Distt. Mathura (U.P.)-281 403
CIN- L51101UP2010PLC042382

PRAVESH SRIVASTAVA
Company Secretary
Membership No.: A20993



Notice

Notes:

1. A MEMBER ENTITLED TO ATTEND AND VOTE AT THE ABOVE MEETING IS ENTITLED TO APPOINT A PROXY TO ATTEND AND VOTE ON BEHALF OF HIMSELF/HERSELF AND THE PROXY NEED NOT BE A MEMBER OF THE COMPANY. PROXIES, IN ORDER TO BE VALID & EFFECTIVE, MUST BE RECEIVED BY THE COMPANY AT THE REGISTERED OFFICE NOT LATER THAN FORTY EIGHT HOURS BEFORE THE COMMENCEMENT OF THE ABOVE MEETING.

A person can act as a proxy on behalf of members not exceeding fifty and holding in aggregate not more than ten percent of the total share capital of the company carrying voting rights. A member holding more than ten percent of the total share capital of the company carrying voting rights may appoint a single person as proxy and such person shall not act as a proxy for any other person or shareholder.

2. For the convenience of members the route map of the venue of the meeting is depicted at the end of the Notice.
3. Corporate members intending to send their authorized representatives to attend the meeting are requested to send to the Company a certified copy of the Board Resolution authorizing their representative to attend and vote on their behalf at the meeting.
4. Members who hold shares in physical form in multiple folios in identical names or joint holding in the same order of names are requested to send the share certificates to the Company's Registrar and Transfer Agents, for consolidation into a single folio.
5. The Explanatory Statement pursuant to section 102(1) of the Companies Act, 2013 relating to Special Business to be transacted is annexed hereto.
6. The Register of Members and Share Transfer Books of the Company will remain closed from 23rd September, 2023 to 29th September, 2023 (both days inclusive).
7. Brief resume of Directors proposed to be appointed / re-appointed, nature of their expertise in specific functional areas, names of companies in which they hold directorships and memberships/ chairmanships of board committees, shareholding and relationship between directors inter-se as stipulated under Regulation 36(3) of the SEBI (Listing Obligations and Disclosure Requirements) Regulations, 2015, is given hereunder forming part of the Annual Report.
8. Relevant documents referred to in the accompanying Notice and the Statement are open for inspection by the Members at the Registered Office of the Company on all working days, except Saturdays and Sundays, during business hours up to the date of the Meeting.
9. The members are requested to notify promptly any change in their address to the Company or their depository participant, as the case may be.
10. Members are entitled to make nomination in respect of shares held by them in physical form as per the provisions of section 72 of the Companies Act, 2013. Members desirous of making nomination are requested to send Form SH-13 either to the Company or its Registrar and Share Transfer Agent. Members holding shares in DEMAT form may contact their respective Depository Participant for recording nomination in respect of their shares.

Members are requested to note that pursuant to directions given by SEBI/Stock Exchanges, the Company has appointed M/s RCMC Share Registry Pvt. Ltd., B-25/1, 1st Floor, Okhla Industrial Area, Phase-II, New Delhi-110020 as Registrar and Transfer Agent to look after the work related to shares held in physical as well as demat mode.



Notice

11. The Securities and Exchange Board of India (SEBI) has mandated the submission of Permanent Account Number (PAN) by every participant in securities market. Members holding shares in electronic form are, therefore, requested to submit the PAN to their Depository Participants with whom they are maintaining their demat accounts. Members holding shares in physical form shall provide their PAN details to the Company/Registrars and Transfer Agent, M/s RCMC Share Registry Pvt. Ltd.
12. As per SEBI mandate for no transfer of shares except in case of transmission or transposition of securities, requests for effecting transfer of securities shall not be processed unless the securities are held in the dematerialized form with a depository.
13. As per various amended circulars issued by MCA and SEBI from time to time, Notice of the AGM along with the Annual Report 2022-23 is being sent through electronic mode to those Members whose email addresses are registered with the Company/ Depositories and physical copies to all other members whose email addresses are not registered with the Company/Depositories. Members may note that the Notice and Annual Report 2022-23 will also be available on the Company's website www.hexatradex.com, websites of the Stock Exchanges i.e. BSE Limited and National Stock Exchange of India Limited at www.bseindia.com and www.nseindia.com respectively.
14. In terms of Section 108 of the Companies Act, 2013 read with rule 20 of the Companies (Management and Administration) Rules, 2014, the Company has engaged the services of National Securities & Depository Limited (NSDL) to provide the facility of electronic voting ('e-voting') in respect of the Resolutions proposed at this AGM. Mr. Awanish K. Dwivedi of M/s Awanish Dwivedi & Associates, Company Secretaries, New Delhi shall act as the Scrutinizer for this purpose.

THE INSTRUCTIONS FOR MEMBERS FOR REMOTE E-VOTING ARE AS UNDER:-

The remote e-voting period begins on 26th, September, 2023 at 09:00 A.M. and ends on 28th, September, 2023 at 05:00 P.M. The remote e-voting module shall be disabled by NSDL for voting thereafter. The Members, whose names appear in the Register of Members / Beneficial Owners as on the record date (cut-off date) i.e. 22nd September, 2023, may cast their vote electronically. The voting right of shareholders shall be in proportion to their share in the paid-up equity share capital of the Company as on the cut-off date, being 22nd September, 2023.

How do I vote electronically using NSDL e-Voting system?

The way to vote electronically on NSDL e-Voting system consists of "Two Steps" which are mentioned below:



Step 1: Access to NSDL e-Voting system

A) Login method for e-Voting for Individual shareholders holding securities in demat mode

In terms of SEBI circular dated December 9, 2020 on e-Voting facility provided by Listed Companies, Individual shareholders holding securities in demat mode are allowed to vote through their demat account maintained with Depositories and Depository Participants. Shareholders are advised to update their mobile number and email Id in their demat accounts in order to access e-Voting facility.

Login method for Individual shareholders holding securities in demat mode is given below:


Notice

Type of shareholders	Login Method
Individual Shareholders holding securities in demat mode with NSDL.	<ol style="list-style-type: none"> Existing IDeAS user can visit the e-Services website of NSDL Viz. https://eservices.nsdl.com either on a Personal Computer or on a mobile. On the e-Services home page click on the "Beneficial Owner" icon under "Login" which is available under 'IDeAS' section, this will prompt you to enter your existing User ID and Password. After successful authentication, you will be able to see e-Voting services under Value added services. Click on "Access to e-Voting" under e-Voting services and you will be able to see e-Voting page. Click on company name or e-Voting service provider i.e. NSDL and you will be re-directed to e-Voting website of NSDL for casting your vote during the remote e-Voting period. If you are not registered for IDeAS e-Services, option to register is available at https://eservices.nsdl.com. Select "Register Online for IDeAS Portal" or click at https://eservices.nsdl.com/SecureWeb/IdeasDirectReg.jsp Visit the e-Voting website of NSDL. Open web browser by typing the following URL: https://www.evoting.nsdl.com/ either on a Personal Computer or on a mobile. Once the home page of e-Voting system is launched, click on the icon "Login" which is available under 'Shareholder/Member' section. A new screen will open. You will have to enter your User ID (i.e. your sixteen digit demat account number hold with NSDL), Password/OTP and a Verification Code as shown on the screen. After successful authentication, you will be redirected to NSDL Depository site wherein you can see e-Voting page. Click on company name or e-Voting service provider i.e. NSDL and you will be redirected to e-Voting website of NSDL for casting your vote during the remote e-Voting period. Shareholders/Members can also download NSDL Mobile App "NSDL Speede" facility by scanning the QR code mentioned below for seamless voting experience. <p style="text-align: center; color: blue;">NSDL Mobile App is available on</p> <div style="display: flex; justify-content: center; gap: 20px;"> <div style="text-align: center;">  </div> <div style="text-align: center;">  </div> </div> <div style="display: flex; justify-content: center; gap: 20px; margin-top: 10px;"> <div style="text-align: center;">  </div> <div style="text-align: center;">  </div> </div>


Notice

Individual Shareholders holding securities in demat mode with CDSL	<ol style="list-style-type: none"> Existing users who have opted for Easi / Easiest, they can login through their user id and password. Option will be made available to reach e-Voting page without any further authentication. The URL for users to login to Easi / Easiest are https://web.cdslindia.com/myeasi/home/login or www.cdslindia.com and click on New System Myeasi. After successful login of Easi/Easiest the user will be also able to see the E Voting Menu. The Menu will have links of e-Voting service provider i.e. NSDL. Click on NSDL to cast your vote. If the user is not registered for Easi/Easiest, option to register is available at https://web.cdslindia.com/myeasi/Registration/EasiRegistration Alternatively, the user can directly access e-Voting page by providing demat Account Number and PAN No. from a link in www.cdslindia.com home page. The system will authenticate the user by sending OTP on registered Mobile & Email as recorded in the demat Account. After successful authentication, user will be provided links for the respective ESP i.e. NSDL where the e-Voting is in progress.
Individual Shareholders (holding securities in demat mode) login through their depository participants	You can also login using the login credentials of your demat account through your Depository Participant registered with NSDL/CDSL for e-Voting facility. upon logging in, you will be able to see e-Voting option. Click on e-Voting option, you will be redirected to NSDL/CDSL Depository site after successful authentication, wherein you can see e-Voting feature. Click on company name or e-Voting service provider i.e. NSDL and you will be redirected to e-Voting website of NSDL for casting your vote during the remote e-Voting period

Important note: Members who are unable to retrieve User ID/ Password are advised to use Forget User ID and Forget Password option available at abovementioned website.

Helpdesk for Individual Shareholders holding securities in demat mode for any technical issues related to login through Depository i.e. NSDL and CDSL.

Login type	Helpdesk details
Individual Shareholders holding securities in demat mode with NSDL	Members facing any technical issue in login can contact NSDL helpdesk by sending a request at evoting@nsdl.co.in or call at toll free no.: 1800 1020 990 and 1800 22 44 30
Individual Shareholders holding securities in demat mode with CDSL	Members facing any technical issue in login can contact CDSL helpdesk by sending a request at helpdesk.evoting@cdslindia.com or contact at 022-23058738 or 022-23058542-43

B) Login Method for e-Voting for shareholders other than Individual shareholders holding securities in demat mode and shareholders holding securities in physical mode.

How to Log-in to NSDL e-Voting website?

- Visit the e-Voting website of NSDL. Open web browser by typing the following URL: <https://www.evoting.nsdl.com/> either on a Personal Computer or on a mobile.
- Once the home page of e-Voting system is launched, click on the icon "Login" which is available under


Notice

‘Shareholder/Member’ section.

3. A new screen will open. You will have to enter your User ID, your Password/OTP and a Verification Code as shown on the screen.

Alternatively, if you are registered for NSDL eservices i.e. IDEAS, you can log-in at <https://eservices.nsd.com/> with your existing IDEAS login. Once you log-in to NSDL eservices after using your log-in credentials, click on e-Voting and you can proceed to Step 2 i.e. Cast your vote electronically.

4. Your User ID details are given below :

Manner of holding shares i.e. Demat (NSDL or CDSL) or Physical	Your User ID is:
a) For Members who hold shares in demat account with NSDL.	8 Character DP ID followed by 8 Digit Client ID For example if your DP ID is IN300*** and Client ID is 12***** then your user ID is IN300***12*****.
b) For Members who hold shares in demat account with CDSL.	16 Digit Beneficiary ID For example if your Beneficiary ID is 12***** then your user ID is 12*****
c) For Members holding shares in Physical Form.	EVEN Number followed by Folio Number registered with the company For example if folio number is 001*** and EVEN is 101456 then user ID is 101456001***

5. Password details for shareholders other than Individual shareholders are given below:
 - a) If you are already registered for e-Voting, then you can use your existing password to login and cast your vote.
 - b) If you are using NSDL e-Voting system for the first time, you will need to retrieve the ‘initial password’ which was communicated to you. Once you retrieve your ‘initial password’, you need to enter the ‘initial password’ and the system will force you to change your password.
 - c) How to retrieve your ‘initial password’?
 - (i) If your email ID is registered in your demat account or with the company, your ‘initial password’ is communicated to you on your email ID. Trace the email sent to you from NSDL from your mailbox. Open the email and open the attachment i.e. a .pdf file. Open the .pdf file. The password to open the .pdf file is your 8 digit client ID for NSDL account, last 8 digits of client ID for CDSL account or folio number for shares held in physical form. The .pdf file contains your ‘User ID’ and your ‘initial password’.
 - (ii) If your email ID is not registered, please follow steps mentioned below in **process for those shareholders whose email ids are not registered.**
6. If you are unable to retrieve or have not received the “ Initial password” or have forgotten your password:
 - a) Click on **“Forgot User Details/Password?”**(If you are holding shares in your demat account with NSDL or CDSL) option available on www.evoting.nsd.com.
 - b) **Physical User Reset Password?”** (If you are holding shares in physical mode) option available on www.evoting.nsd.com.



Notice

- c) If you are still unable to get the password by aforesaid two options, you can send a request at **evoting@nsdl.co.in** mentioning your demat account number/folio number, your PAN, your name and your registered address etc.
- d) Members can also use the OTP (One Time Password) based login for casting the votes on the e-Voting system of NSDL.
7. After entering your password, tick on Agree to “Terms and Conditions” by selecting on the check box.
8. Now, you will have to click on “Login” button.
9. After you click on the “Login” button, Home page of e-Voting will open.

General Guidelines for shareholders

1. Institutional shareholders (i.e. other than individuals, HUF, NRI etc.) are required to send scanned copy (PDF/JPG Format) of the relevant Board Resolution/ Authority letter etc. with attested specimen signature of the duly authorized signatory(ies) who are authorized to vote, to the Scrutinizer through an e-mail to awanishcorporate@gmail.com with a copy marked to evoting@nsdl.co.in.
2. It is strongly recommended not to share your password with any other person and take utmost care to keep your password confidential. Login to the e-voting website will be disabled upon five unsuccessful attempts to key in the correct password. In such an event, you will need to go through the [“Forgot User Details/Password?”](#) or [“Physical User Reset Password?”](#) option available on www.evoting.nsdl.com to reset the password.
3. In case of any queries, you may refer the Frequently Asked Questions (FAQs) for Shareholders and e-voting user manual for Shareholders available at the download section of www.evoting.nsdl.com or call on toll free no.: 1800 1020 990 and 1800 22 44 30 or send a request to NSDL Officials: at evoting@nsdl.co.in

Other Instructions:

- A. The e-voting period commences at 9.00 a.m. on Tuesday, 26th September, 2023 and ends at 5.00 p.m. on Thursday, 28th September, 2023. During this period shareholders of the Company holding shares either in physical form or in dematerialized form, as on the cut-off date of 22nd September, 2023 may cast their vote electronically. The e-voting module shall be disabled by NSDL for voting thereafter.
- B. The voting right of shareholders shall be in proportion to their shares of the paid-up equity share capital of the Company as on the cut-off date of 22nd September, 2023.
- C. Mr. Awanish K. Dwivedi of M/s Awanish Dwivedi & Associates, Company Secretaries, New Delhi has been appointed as the Scrutinizer to scrutinize the voting through poll at AGM and remote e-voting process in a fair and transparent manner.
- D. The Scrutinizer shall after the conclusion of voting at AGM, first count the votes cast at the meeting, thereafter unblock the votes cast through remote e-voting in the presence of at least two (2) witnesses not in employment of the Company and shall not later than two days submit a consolidated scrutinizer’s report of the total votes cast in favour and against, if any, forthwith to the Chairman of the meeting or any other person authorized by him.



Notice

- E. The Results declared along with the scrutinizer's report shall be placed on the Company's website www.hexatradex.com and on the website of NSDL within 2 (two) working days of conclusion of the AGM of the Company and communicated to the NSE and BSE where Company's equity shares are listed.

Place: New Delhi
Date: August 09, 2023

By order of the Board
for **HEXA TRADEX LTD.**

Regd. Office:
A-1, UPSIDC Indl. Area Nandgaon Road,
Kosi Kalan Distt. Mathura (U.P.)-281 403
CIN- L51101UP2010PLC042382

PRAVESH SRIVASTAVA
Company Secretary
Membership No.: A20993


Notice
EXPLANATORY STATEMENT UNDER SECTION 102 (1) OF THE COMPANIES ACT, 2013

Item no 3 & 4

As per the provisions of Regulation 23 of the SEBI (Listing Obligations and Disclosure Requirements) Regulations, 2015, ("Listing Regulations"), all Related Party Transactions (RPTs) with an aggregate value exceeding ₹ 1,000 crore or 10% of annual consolidated turnover of the Company as per the last audited financial statements of the Company, whichever is lower, shall require prior approval of shareholders. The said limits are applicable, even if the transactions are in the ordinary course of business of the company and at an arm's length basis. The amended Regulation 2(1)(zc) of the SEBI Listing Regulations has also enhanced the definition of related party transaction which now includes a transaction involving a transfer of resources, services or obligations between a listed entity or any of its subsidiaries on one hand and a related party of the listed entity or any of its subsidiaries on the other hand, regardless of whether a price is charged or not.

Accordingly, RPTs of Hexa Tradex Limited ("Company" or "HTL") and RPTs of its subsidiary entities exceeding the aforesaid threshold of ₹ 1000 crores or 10% of the annual consolidated turnover of the Company as per the last audited financial statements, whichever is lower shall be considered as Material Related Party Transaction (MRPT), are placed for the approval of the Members of the Company vide Resolutions No. 3 & 4. The Company has provided the Audit Committee with the relevant details, of the proposed RPTs, as required under Listing Regulations, including material terms and basis of pricing. The Audit Committee, after reviewing all necessary information, has unanimously granted approval for entering into the below mentioned MRPTs. The Audit Committee has further noted that the transactions will be at an arms' length basis and in the ordinary course of business of the Company. Accordingly, basis the approval of the Audit Committee, the Board of Directors recommends the resolutions contained in Item Nos. 3 & 4 of the accompanying Notice to the Members for approval. In terms of the provisions of the SEBI Listing Regulations, the related parties as defined thereunder (whether such related party or parties are a party to the aforesaid transactions or not), shall not vote to approve resolutions under item no 3 & 4.

MRPT with Siddeshwari Tradex Private Limited (STPL)

The Company including its subsidiary had in past entered into transactions with Siddeshwari Tradex Private Limited (STPL), a private company and a related party of the Company including its subsidiary, which would fall under the category of Material Related Party Transaction. It is likely that similar transactions would continue during the financial year 2023-24 and financial year 2024-25, requiring prior approval of shareholders. Accordingly, considering such possibility, it is proposed to approve the MRPT with STPL upto an aggregate amount of ₹ 75 crores (exclusive of any taxes, duties or charges) during each of the financial year 2023-24 and financial year 2024-25.

As per the SEBI circular number SEBI/HO/CFD/CMD1/CIR/P/2021/662 dated November 22, 2021, the information as placed before the Audit Committee for approval of MRPT are reproduced here:

S. No.	Particular	Details
1.	Type, material terms and particulars of the proposed transaction	The transaction involves availing of financial assistance for different business of arrangement activities of the Company and other transactions for business purpose from/to STPL during each of the financial year 2023-24 and financial year 2024-25, aggregating up to ₹ 75 crores (exclusive of any taxes, duties or charges).
2.	Name of the related party and its relationship	Siddeshwari Tradex Private Limited is a related party of the Company


Notice

3.	Tenure of the proposed transactions	Financial year 2023-24 and financial year 2024-25
4.	Value of the proposed transaction	₹ 75 crores (exclusive of any taxes, duties or charges) in aggregate during each of the financial year 2023-24 and financial year 2024-25.
5.	The percentage of the listed entity's annual consolidated turnover, for the immediately preceding financial year	Company's Annual consolidated turnover for the year ended 31st March, 2023: ₹ 1.06 Crores Proposed transactions value for the financial year 2023-24 and financial year 2024-25 : ₹ 75crores (exclusive of any taxes, duties or charges) % based on the annual consolidated turnover for the year ended 31st March, 2023 during each of the financial year 2023-24 and financial year 2024-25: 7075.47%
6.	Transaction relates to any loans, inter-corporate deposits	Not Applicable
7.	Justification as to why the RPT is in the interest of the Company.	Transactions would always be based on the business expediency, on arm's length basis, in ordinary course of business and in the interest of all stakeholders.
8.	A copy of the valuation or other external party report, if any such report has been relied upon.	Not applicable as the transaction will be entered on the arm-length basis and on the basis of prevailing market price on competitive basis.
9.	Percentage of the counter-party's annual consolidated turnover for preceding financial year.	STPL's annual consolidated turnover for the year ended 31st March, 2022: ₹ 560.35 Crores. Proposed transactions value for the financial year 2023-24 and financial year 2024-25: ₹ 75 crores(exclusive of taxes, duties or charges) % based on the annual consolidated turnover for the year ended 31st March, 2022 during each of the financial year 2023-24 and financial year 2024-25: 13.38%

The above RPTs to be entered into shall always be based on the market price of the relevant material and service not exceeding ₹ 75 crores(exclusive of taxes, duties and charges) in aggregate during each of the financial year 2023-24 and financial year 2024-25. Where market price would not be available, alternative method including reimbursement of actual cost incurred as per arm's length pricing criteria shall be allowed.

Save and none of the other Directors/Key Managerial Personnel of the Company/their relatives are in any way concerned or interested, financially or otherwise in the resolution set out at Item No. 3 of the Notice.

The Board recommends an ordinary resolution as set out at Item No. 3 of the Notice for your approval.

MRPT with Jindal Saw Limited (JSAW)

The Company including its subsidiary had in past entered into transactions with Jindal Saw Limited (JSAW), a listed company and a related party of the Company including its subsidiary, which would fall under the category of Material Related Party Transaction. It is likely that similar transactions would continue during the financial year 2023-24 and financial year 2024-25, requiring prior approval of shareholders. Accordingly, considering such possibility, it is proposed to approve the MRPT with JSAW upto an aggregate amount of ₹ 50 crores (exclusive of taxes, duties and charges) during each of the financial year 2023-24 and financial year 2024-25.


Notice

As per the SEBI circular number SEBI/HO/CFD/CMD1/CIR/P/2021/662 dated November 22, 2021, the information as placed before the Audit Committee for approval of MRPT are reproduced here:

S. No.	Particular	Details
1.	Type, material terms and particulars of the proposed transaction	The transaction involves business of iron and steel and other transactions for business purpose from/to JSAW during each of the financial year 2023-24 and financial year 2024-25, aggregating up to ₹ 50 crores (exclusive of any taxes, duties or charges).
2.	Name of the related party and its relationship	Jindal Saw Limited is a related party of the Company.
3.	Tenure of the proposed transactions	Financial year 2023-24 and financial year 2024-25
4.	Value of the proposed transaction	₹ 50 crores (exclusive of any taxes, duties or charges) in aggregate during each of the financial year 2023-24 and financial year 2024-25.
5.	The percentage of the listed entity's annual consolidated turnover, for the immediately preceding financial year	Company's Annual consolidated turnover for the year ended 31st March, 2023 : ₹ 1.06 Crores. Proposed transactions value for the financial year 2023-24 and financial year 2024-25: ₹ 50 crores(exclusive of taxes, duties or charges). % based on the annual consolidated turnover for the year ended 31st March, 2023 during each of the financial year 2023-24 and financial year 2024-25: 4716.98%
6.	Transaction relates to any loans, inter-corporate deposits	Not Applicable
7.	Justification as to why the RPT is in the interest of the Company.	Transactions would always be based on the business expediency, on arm's length basis, in ordinary course of business and in the interest of all stakeholders.
8.	A copy of the valuation or other external party report, if any such report has been relied upon.	Not applicable as the transaction will be entered on the arm-length basis and on the basis of prevailing market price on competitive basis.
9.	Percentage of the counter-party's annual consolidated turnover for preceding financial year.	JSAW's annual consolidated turnover for the year ended 31st March, 2023: ₹ 17,867.80 Crores. Proposed transactions value for the financial year 2023-24 and financial year 2024-25: ₹ 50 crores % based on the annual consolidated turnover for the year ended 31st March, 2023 during each of the financial year 2023-24 and financial year 2024-25: 0.28%

The above RPTs to be entered into shall always be based on the market price of the relevant material and service not exceeding ₹ 50 crore (exclusive of taxes, duties or charges) in aggregate during each of the financial year 2023-24 and financial year 2024-25. Where market price would not be available, alternative method including reimbursement of actual cost incurred as per arm's length pricing criteria shall be allowed.

Save and none of the other Directors/Key Managerial Personnel of the Company/their relatives are in any



Notice

way concerned or interested, financially or otherwise in the resolution set out at Item No. 4 of the Notice.
The Board recommends an ordinary resolution as set out at Item No. 4 of the Notice for your approval.

Place: New Delhi
Date: August 09, 2023

By order of the Board
for **HEXA TRADEX LTD.**

Regd. Office:
A-1, UPSIDC Indl. Area Nandgaon Road,
Kosi Kalan Distt. Mathura (U.P.)-281 403
CIN- L51101UP2010PLC042382

PRAVESH SRIVASTAVA
Company Secretary
Membership No.: A20993


Notice

Additional Information on directors recommended for appointment/re-appointment as required under Regulation 36(3) of SEBI (Listing Obligations and Disclosure Requirements) Regulations, 2015.

Name of Director	Shri Ranjit Malik
DIN	00059379
Date of Birth	23.10.1974
Date of Appointment	10.08.2022
Qualification	Graduate
Brief resume of the Director	Mr. Malik is having vast experience in management and finance. He is associated with various companies viz. Hexa Securities and Finance Co. Ltd., Groovy Trading Company etc. at senior management. Mr. Malik is having rich experience in managing finance, accounts and compliance related to RBI as he is associated with NBFC.
Expertise in Specific Functional area	Finance & Management
Relationship Between directors inter-se	Nil
Directorship held in other Listed Companies as on 31.03.2023	Nil
Chairmanship/Membership of Committee in other Listed Companies as on 31.03.2023	Nil
No of equity shares held	Nil

HEXA TRADEX LIMITED

CIN: L51101UP2010PLC042382

Registered Office: A-1, UPSIDC Industrial Area, Nandgaon Road, Kosi Kalan, Mathura, Uttar Pradesh-281403.

Form No. MGT-11

Proxy form

[Pursuant to section 105(6) of the Companies Act, 2013 and rule 19(3) of the Companies (Management and Administration) Rules, 2014]

Name of the Member(s): _____

Registered Address: _____

E-mail Id: _____ Folio No. /Client ID: _____ DP ID: _____

I/We, being the member(s) holding _____ shares of the above named company. Hereby appoint

Name: _____ E-mail ID: _____

Address: _____

Signature: _____

or failing him as my/ our proxy to attend and vote (on a poll) for me/us and on my/our behalf at the 12th Annual General Meeting of the company, to be held on the Friday, 29th day of September, 2023 at 02.00 p.m. at A-1, UPSIDC Industrial Area, Nandgaon Road, Kosi Kalan, Mathura, Uttar Pradesh-281403 and at any adjournment thereof in respect of such resolutions as are indicated below:

S. No.	Resolution(s)	Vote	
		For	Against
1.	Adoption of the Audited (Standalone & Consolidated) Financial Statements for the financial year ended 31st March, 2023 and the reports of the Directors and Auditors thereon.		
2.	To appoint a Director in place of Mr. Ranjit Malik, (DIN: 00059379), who retires by rotation and, being eligible, offers himself for re-appointment		
3.	To approve material related party transaction with Siddeshwari Tradex Private Limited of amount not exceeding ₹ 75 crores (exclusive of any taxes, duties or charges) during each of the financial year 2023-24 and financial year 2024-25		
4.	To approve material related party transaction with Jindal Saw Limited of amount not exceeding ₹ 50 Crores (exclusive of any taxes, duties or charges) during each of the financial year 2023-24 and financial year 2024-25.		

* Applicable for investors holding shares in Electronic form.

Signed this ____ day of ____ 20__

Affix
Revenue
Stamps

Signature of Shareholder

Signature of Proxy holder

Note:

- 1) This form of proxy in order to be effective should be duly completed and deposited at the Registered Office of the Company not less than 48 hours before the commencement of the Meeting.
- 2) The proxy need not be a member of the company.
- 3) This is only optional. Please put a 'X' in the appropriate column against the resolutions indicated in the Box. If you leave the 'For' or 'Against' column blank against any all the resolutions, your Proxy will be entitled to vote in the manner as he/she thinks appropriate.

HEXA TRADEX LIMITED

CIN: L51101UP2010PLC042382

Registered Office: A-1, UPSIDC Industrial Area, Nandgaon Road, Kosi Kalan, Mathura, Uttar Pradesh-281403.

PLEASE BRING THIS ATTENDANCE SLIP TO THE MEETING HALL AND HAND IT OVER AT THE ENTRANCE

Joint shareholders may obtain additional Slip at the venue of the meeting

DP Id*	
Client Id*	

DP Id*	
Client Id*	

Name Shareholder:

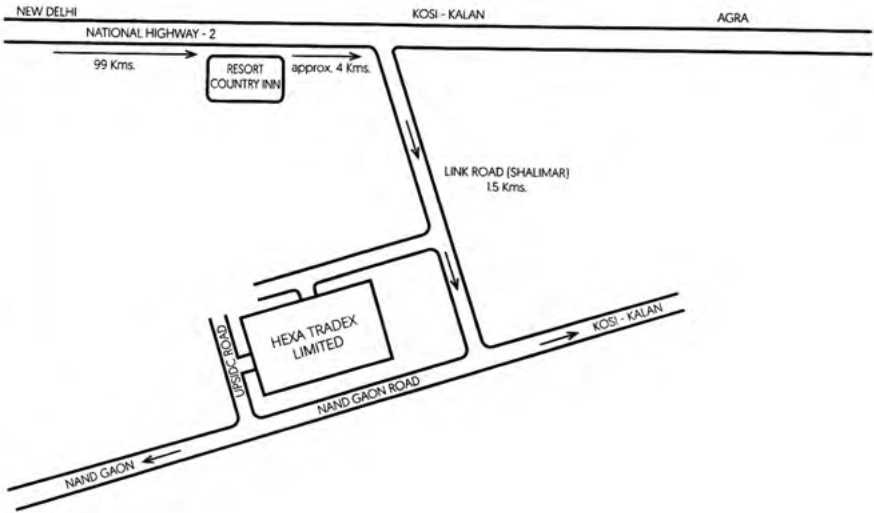
Add:

I/We hereby record my /our presence at the 12th Annual General Meeting of the Company to be held on Friday, the 29th day of September, 2023 at 02.00 PM, at A-1, UPSIDC Indl. Area, Nandgaon Road, Kosi Kalan, Distt. Mathura (U.P) – 281 403.

Signature of Shareholder/proxy

*Applicable for investors holding shares in electronic form

ROUTE MAP OF MEETING





Hexa Tradex Limited
Jindal Centre

12, Bhikaiji Cama Place,
New Delhi - 110 066, India
Phone: +91-11-26188345
Fax: +91-11-26170691

CIN: L51101UP2010PLC042382